




FAVETON[®]

ventilated facade systems and wall cladding

FAVETON®

CONTENTS

FAVETON	6
FAVETON PERFORMANCE	8
FAVETON MATERIALS	10
FAVETON WORKING PROCESS	12
FAVETON PROJECTS	14
TILES	58
Ceram	62
Ceram Sorol	64
Acqua	66
Elar Roof Tile	68
Louvers	70
Brick Tile	74
Façade Solutions	76
Faveton Design	80
COLOURS	82
Standard	84
Glazed	86
Innova	88
TECHNOLOGY	98
Façade	100
Elar Roof Tile	108
Façade Solutions	110
Louvers	114
Bricktile	120
IN SHORT	126
FAVETON SUSTAINABILITY	130



(PROJECT) Los Andes University. Chile

Contact

Cra. Herrera de los navarros, Km 1,5
50450 Muel - Zaragoza (España)

Phone. (+34) 976 140 311
Fax. (+34) 976 141 164
E-mail info@faveton.com

www.faveton.com

FAVETON

FAVETON®

FAVETON TERRACOTA is a company focused on the production of ceramic adaptable products that can provide a higher level of comfort and habitability. More than 50 years of experience in the ceramic extrusion world together with the interest in manufacturing products for the everyday comfort situates us on a high position in the ventilated façade market. Our innovative industrial production plant located in Muel, Spain is fully equipped with the best technologies that allow an optimal solution to big size projects.

FAVETON products are extruded ceramic tiles, characterized by a wide range of formats, colours and finishes that provide the building with a modern and innovative appearance and at the same time preserve the traditional appearance of ceramic products. The use of this material contributes to the improvement of the façade's technical characteristics. This kind of porcelain-ceramic material increases its mechanical resistance making FAVETON one of the most suitable materials for ventilated façades.

Faveton constantly pursues the opening of new international markets.

Conceived within the world of the extruded ventilated façades, FAVETON designs and produces its ceramic products for both new constructions and rehabilitations, offering quality, aesthetics, guarantee of efficiency and optimal site works.

Also FAVETON expands in the countries with which it usually works, always accompanied by the use of high technology, innovation and its own engineering for every project.



Mémorial - Médiathèque De Montauban
France



Houari Boumediène International Airport
Algiers



Ahuja Medical Center
United States



Clemenceau Medical Center
Saudi Arabia



Hyundai Seoul
South Korea



Canterbury Christchurch University
New Zealand



VENTILATED FAÇADE PERFORMANCE

PASSIVHAUS

- Energetic costs reduction
- Thermal and acoustic comfort
- Thermal isolation
- Humidity: condensing and rain
- Waterproof building
- Passive ventilation
- Double wall

BUILDING CONSTRUCTION

- Direct application
- No generation of debris
- Piece by piece replaceable system
- Hidden conductions
- Hidden cracks and crevices

SPECIFICATIONS OF THE TILES

- High mechanical resistance
- Non-combustible
- Frost resistant
- Time resistant
- Self-cleaning with rainwater
- Water pressure cleaning
- No maintenance costs
- 100% recyclable material
- Slab heights
- Highly Customization
- Ability to be easily customised
- Desings made-to-measure

TECHNICAL ASSISTANCE



- CUSTOMIZED DESIGNED SUBSTRUCTURE**
Wide range of fitting systems
- CONSTRUCTIVE SOLUTIONS FOR FAÇADES**
Flexible manufacturing system
- MONOBLOCK TILES**

- FLEXION RESISTANCE** | ISO 10545-4
FVC 24 N/mm²
- IMPACT STRENGTH** | ISO 10545-5 ✓



- DIMENSIONAL TOLERANCE** | ISO 10545-2 ✓
Length. Height. Thickness. Surface flatness, Orthogonality of height.

- WATER ABSORPTION** | ISO 10545-5
<1% or 3-6% depending on clay type
- FREEZING RESISTANCE** | ISO 10545-12 ✓
Unalterable according to test (100 cycles + 5°C to -5°C)
- THERMAL SHOCK RESISTANCE** | ISO 10545-9 ✓
Testing at 145° unalterable

- WIDE RANGE OF FORMATS AND SHAPES**
- COLOUR STUDIO**
Glazed, natural, inkjet
And made-to-measure colours

ALL INFORMATION AVAILABLE
www.faveton.com




TERRACOTA



PROPERTIES	RULE	FAVETON VALUES
Tolerances	ISO 10545-2	Lenght (Extrusion Direction) +/- 1 mm*
		Height +/- 2 mm*
		Thickness +/- 10% *
		Extrusion Direction +/- 0,3% of length
		Rectangulativity +/- 1% of length
		Surface flatness of diagonal or height +/- 0,5%
Water absortion	ISO 10545-3	<1% or 3-6% depending on color
Bending strength	ISO 10545-4	FVC 15-20 N/mm ² - FVB 14-18 N/mm ² depending on colour
Linear thermal expansión	ISO 10545-8	Coefficient of expansion 5,7 x 10 ⁻⁶ (K-1). Test ITC.
Resistance to thermal shock	ISO 10545-9	Unalterable up to 145°C, according to test
Moisture expansion	ISO 10545-10	Mean value <0,1 mm/m, maximum value <0,1 mm/m. Test ITC
Frost resistance	ISO 10545-12	Unalterable according to test (100 cycles + 5°C a -5°C)
Chemical resistance	ISO 10545-13	Only applicable in corrosive conditions. At least G and B class
Stain resistance	ISO 10545-14	At least CLASS 3
Color diferences	ISO 10545-16	ΔE <2

PORCELANIC



PROPERTIES	RULE	FAVETON VALUES
Tolerances	ISO 10545-2	Lenght (Extrusion Direction) +/- 1 mm*
		Height +/- 2 mm*
		Thickness +/- 10% *
		Extrusion Direction +/- 0,3% of length
		Rectangulativity +/- 1% of length
		Surface flatness of diagonal or height +/- 0,5%
Density		2.300 kg/m ²
Water absortion	ISO 10545-3	<0.5% depending on color
Bending strength	ISO 10545-4	Min. 6.3KN
Linear thermal expansión	ISO 10545-8	Coefficient of expansion 5,4 x 10 ⁻⁶
Resistance to thermal shock	ISO 10545-9	Pass
Moisture expansion	ISO 10545-10	Mean value <0,1 mm/m, maximum value <0,1 mm/m. Test ITC
Frost resistance	ISO 10545-12	Pass
Stain resistance	ISO 10545-14	CLASS 5
Color diferences	ISO 10545-16	ΔE <2



ALL INFORMATION AVAILABLE
www.faveton.com



FAVETON[®] PROJECTS

WORKING PROCESS

1

ARCHITECT/ DEVELOPER

BASIC EVALUATION

- Evaluation of the representative area.
- Initial estimation/budget.

2

EVALUATION OF THE PROJECT

PRELIMINARY DESIGN

- Evaluation of drawings
- Encounter solutions.
- Technical specifications
- Structure design
- Estimation

3

APPROVAL OF THE PROJECT

Field engineering.

- Façade reassessment
- Reassessment of the preliminary design
- Possible deviations
- Deviation solutions and final examination

Execution project.

- Execution project, installation plans
- Approval of agreement, purchase order

4

CARRYING OUT OF THE PROJECT



PROJECT

SeMoCA, SEOUL MUSEUM OF CRAFT ART

INFORMATION

Type: Institutional

Location: Seoul, South Korea


FACADE PARTS


☐☐☐ JAVA 200x130 | 250X100 | 350X80

COLOURS

☐ NT-BS05 ☐ NT-M50 ☐ NT-R004








Type: Residential
Location: Barcelona, Spain

Architects: Rafael Moneo

JAVA 60x80

NT-M5005











Type: Educational
Location: Terrassa, Spain

Architects: Barceló Balanzó Arquitectes
Xavier Gracia



JAVA 60x80

NT-NA01

NA03

NT-M50







PALACIO DE CONGRESOS DE HUESCA

Type: Institutional
Location: Huesca, Spain



Architect: Rafael Beneytez
Pedro Lafuente

 CERAM28

 COPING

 ME02







PROJECT

UNIVERSITY OF ARKANSAS GARLAND BOOKSTORE

INFORMATION

Type: University
Location: Arkansas, EEUU

Architect: Amirmoez Foster
Hailey Johnson

FACADE PARTS

JAVA 60x120

BRIOL 60x60

CERAM28


COLOUR

NT-R021

NE04

R004





Type: Residential
Location: Kuwait, KW


Architects: AGi architects
Photo Credits: Mr. Mohammad Taqi Ashkanani


ACQUA




WAVY ACQUA

TU02

TU02-B







PROJECT

VISION 1793 APARTMENTS SPEARS

INFORMATION

Type: Residential
Location: Beirut, Lebanon

Architects: Charles Hadife Architects

FACADE PARTS


CERAM28

COLOUR

R021

COLOUR

GR07





Type: Residential
Location: Kuwait

Architects: AGi architects
Photo Credits: Mr. Mohammad Taqi Ashkanani

ACQUA


COPING

BS05-B



ONE MATERIAL FOR EVERY PURPOSE

FAVETON



VENTILATED FAÇADE

WALL CLADDING

LOUVERS

SOLUTIONS

Create with us!

CERAM 20

Standard heights:
200-250-300-400-500mm
Maximum length: 1500mm
Weight: 32 kgs / m2
Thickness: 20mm
Standard joints:
10mm horizontal and vertical
Anchorage:
horizontal and vertical




CERAM 28

Standard heights:
200-250-300-350-400-450
500-600mm
Maximum length: 1500mm
Weight: 45 Kg / m2
Thickness: 28mm
Standard joints:
8mm horizontal and vertical
Anchorage:
horizontal and vertical




ACQUA

Standard heights:
200-300-400-500-600mm
Maximum length: 1500mm
Weight: 32 kgs/m2
Thickness: 20mm
Standard joints:
4mm horizontal and vertical
Anchorage:
horizontal and vertical



ELAR

Customized designed substructure
Height: up to 400mm
Maximum length: 1200mm
Weight: 30 kgs/m2
Thickness: 16mm



BRICK TILE

Length: up to 300 mm.
(between axes)
Variable joints according to system

BT10 - 150x10
Anchorage: multiple solutions
Glued

BT14 - 74x14
Ventilated system
Sandwich panel
Anchorage: horizontal

BT21 - 90x21
Ventilated system
Sandwich panel
Anchorage: horizontal



LOUVERS

Maximum length: 1500 mm
Anchorage:
horizontal and vertical
Customized design substructure
Pivoting system



SOLUTIONS

Maximum length: 1500 mm
Anchorage:
horizontal and vertical
Customized design substructure
Monoblock pieces
Cut corners and curves



DESIGNS

Standard heights:
200-250-300-350-400-450
500-600mm
Maximum length: 1500mm

Body coloured
Glazed finishes
Raw surfaces
Innova colours



CERAM

TECHNICAL INFORMATION




Extruded tile available in two thicknesses (20 and 28 mm) with an overlapping joint design, preventing the direct entry of water into the chamber and improving the technical performance of the building.



STRONG VISUALS WITH HIGH PERFORMANCES

(PROJECT) Seoul National University, South Korea



CERAM 20

CERAM 28

ANCHORAGE

Horizontal
Multiple anchoring systems
Solutions made-to-measure

DIMENSIONS

CERAM 20 height: 200-250-300-400-500mm
CERAM 28 height: 200-250-300-350-400-450-500-600mm
Maximum length: 1500mm

FINISHES

Body coloured
Glazed finishes
Raw surfaces for plain tiles
Innova colours for plain tiles

PRODUCT DESCRIPTION

Weight: CERAM 20 - 32 kgs/m² | CERAM 28 - 45 Kg / m²
Thickness: CERAM 20 - 20mm | CERAM 28 - 28mm
Standard joints: 10mm horizontal and vertical
Available in different geometries, finishes and colours

(*) Dimensions in millimetres

CERAM SOROL

DIMENSIONS

CERAM 20 height: 200-250-300-400-500mm

CERAM 28 height: 200-250-300-350-400-450-500-600mm

Maximum length: 1500mm



FVC20 - S1R
FVC28 - S1R



FVC20 - S2R
FVC28 - S2R



FVC20 - S3R
FVC28 - S3R



FVC20 - S4R
FVC28 - S4R



FVC20 - S5R
FVC28 - S5R



FVC20 - S6R
FVC28 - S6R



FVC20 - S7R
FVC28 - S7R



FVC20 - S9R
FVC28 - S9R




FVC20 - Russet



FVC - 20



FVC20 - 15R



FVC20 - Irregular

ACQUA


TECHNICAL INFORMATION

Extruded tile with symmetrical joint design that allows flexibility in installation. Together with the possibility of wavy and flat exterior finishes, it generates volume along with contrast of lights and shadows that energize the FAÇADE and, therefore, breaks the static character of a conventional flat front.




TOP QUALITY ADAPTED TO ALL TYPES OF PROJECTS

(PROJECT) Seminario Live. Zaragoza, Spain. Architects: Ingennus Urban Consulting



AQUA



WAVY AQUA

ANCHORAGE

Horizontal and vertical
Multiple anchoring systems
Solutions made-to-measure

DIMENSIONS

AQUA height: 200-300-400-500-600mm
WAVY AQUA height: 200-300-400-500mm
Maximum length: 1500mm

FINISHES

Body coloured
Glazed finishes
Raw surfaces
Innova colours


PRODUCT DESCRIPTION

Weight: 32 kgs/m²
Thickness: 20mm
Standard joints: 8mm horizontal and vertical
Available in different geometries, finishes and colors


(*) Dimensions in millimetres

ELAR


TECHNICAL INFORMATION



Elar extruded ceramic tile, flexible in its installation and with a great possibility of finishes and colors. It is presented as a product, both for a smooth and a roof tile texture, creating a rhythm of lights and shades, which energize the final aspect of the project.



NATURAL BEAUTY WITH POWERFUL CHARACTER



FLAT



ROOF TILE

(PROJECT) Mercat del Fondo. Spain

ANCHORAGE

Horizontal
Multiple anchoring systems
Solutions made-to-measure

DIMENSIONS

Height: up to 300mm
Maximum length: 1200mm

FINISHES

Body coloured
Glazed finishes
Raw surfaces
Innova colours


PRODUCT DESCRIPTION

Weight: 30 kgs/m²
Thickness: 16mm
Standard joints: 8mm horizontal
Available in different geometries, finishes and colors

(*) Dimensions in millimetres

LOUVERS

TECHNICAL INFORMATION



Louvers allow to maintain the aesthetic continuity of ceramic tiles in glazed areas, reducing insolation and allowing the increase of visual privacy for the said areas. Also, they allow a more intelligent use of light and therefore favors sustainability and energy saving criteria.



SOLAR SHADING DESIGN FOR CONTEMPORARY BUILDINGS

(PROJECT) Bodega Institucional. Spain

ANCHORAGE

Horizontal and vertical
Multiple anchoring systems
Solutions made-to-measure

DIMENSIONS


Height: since 50mm to 440mm
Maximum length: 1500mm

FINISHES

Body coloured
Glazed finishes
Raw surfaces

PRODUCT DESCRIPTION

Weight: Briol, Wavy Briol, Bora: 5.5 kgs/m²
Spheric: 5.0 kgs/m²
Java: 10.0 kgs/m²
Orona: 14.0 kgs/m²
Thickness: 8mm
Available in different geometries, finishes and colors



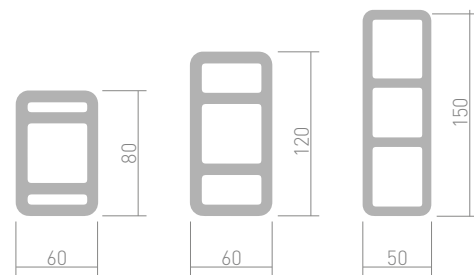

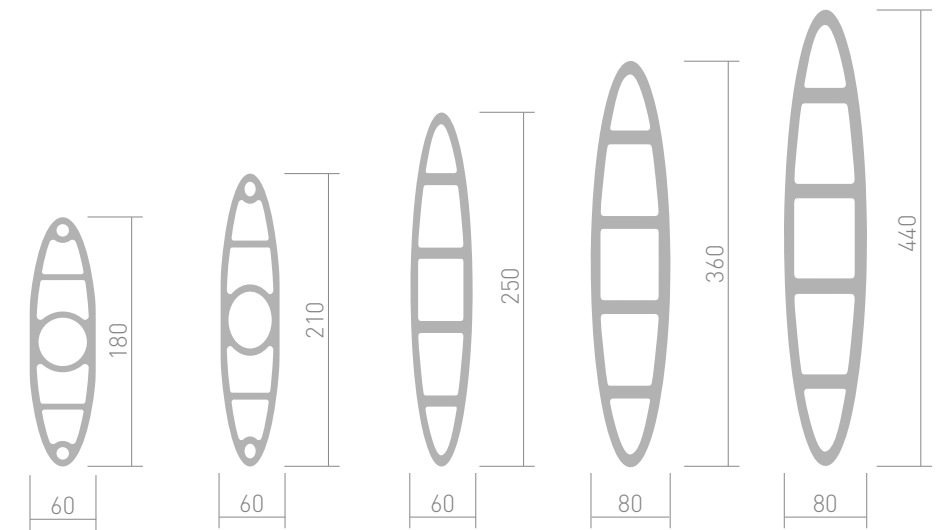



(*) Dimensions in millimetres



LOUVERS

DIMENSIONS

Maximum length: 1500mm



MODULAR SYSTEM
Made-to-Measure




(* Dimensions in millimetres)

BRICK TILE

TECHNICAL INFORMATION



Without forgetting our roots and knowing our origin, our land historically influenced by Mudejar architecture and great ceramic tradition we could not forget the culture and aesthetics of brick FAÇADEs. Brick tile offers a new system of ventilated FAÇADEs with brick external design.




NATURAL AND TIMELESS



BT-10



BT-14



BT-21

(PROJECT) Promenada De Sibiu Shopping Mall. Rumania

ANCHORAGE

Horizontal
Multiple anchoring systems
Solutions made-to-measure

DIMENSIONS

Height: up to 300mm
Maximum length: 1200mm

FINISHES

Body coloured
Glazed finishes
Raw surfaces
Innova colours

PRODUCT DESCRIPTION

Weight: 30 kgs/m²
Thickness: 16mm
Standard joints: 4mm horizontal
Available in different geometries, finishes and colors

(*) Dimensions in millimetres

SOLUTIONS

TECHNICAL INFORMATION



Range of products that give a more complete and technical finish to the installation of ventilated FAÇADES. They cover the basic needs of project modulation and adapt to any architectural design.



CUSTOMISED SOLUTIONS FOR INDIVIDUAL FAÇADES



(PROJECT) Junju Tax Office. South Korea

ANCHORAGE

Horizontal and vertical
Multiple anchoring systems
Solutions made-to-measure

DIMENSIONS

Height: made-to-measure
Maximum length: 1500mm

FINISHES

Body coloured
Glazed finishes
Raw surfaces, plain tiles
Innova colours, plain tiles

DESCRIPTION

Monoblock tiles
Corners and mitred cuts
Crowning and sill

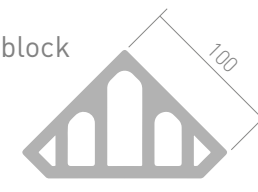
(*) Dimensions in millimetres



**CORNERS
Monoblock**




**90°
monoblock**



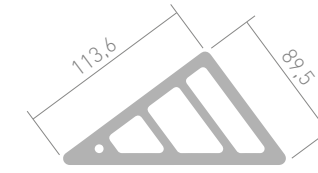
L= max.1500mm

**135°
monoblock**




L= max.1500mm

**CRISTOFOLI
monoblock**



L= max.1500mm

**CORNERS
Mitred**

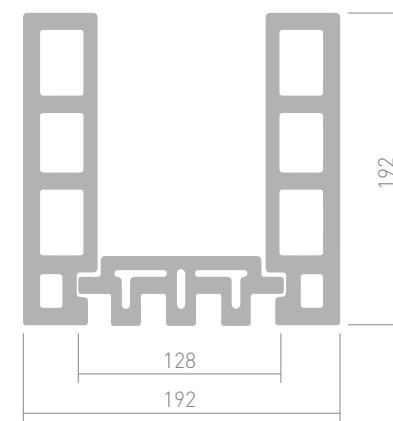


30° < to <150°

PILASTER

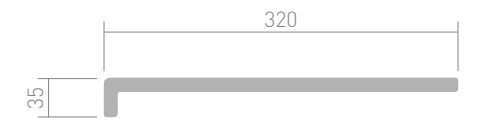



Piece made up of three parts





L= max.1500mm

**SILL
monoblock**



L= max.1500mm

**COPING
monoblock**



L= max.1500mm

(* Dimensions in millimetres)

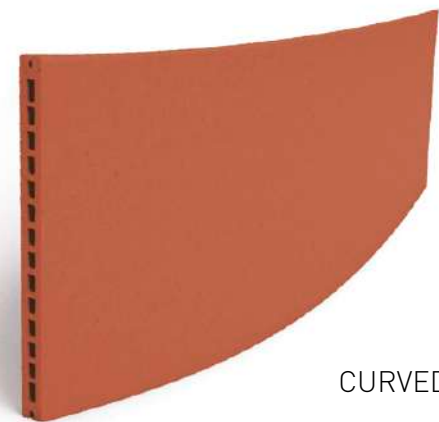
FAVETON[®] DESIGN

DIMENSIONS

Thicknes: 80mm max
 Height: 500mm max
 Length: 1500mm max

The new architecture leads FAVETON and technical team to meet the particular needs of our customers every day. Unique, personalized designs that play with volume, textures and finishes.

FAVETON DESIGN allows architects to present their designs of extruded ceramics freely from a plane, with the shape and volume to suit the user's needs, compared to the limitations posed by other materials.



CURVED TILES



CURVED LOUVERS



CERAM 28 - 1C



CERAM 28 - 2C



CERAM 28 - 3C

THE PERFECT COLOR PALETTE FOR FAÇADES

FAVETON®

In FAVETON Colours you will find an expressive range of tones. This wide variety of shades are available in natural, glossy or even Inkjet finishes, which can be combined with almost all of our products, without any alteration of colour in order to create the best 360° building technical envelope.

We highlight our range of reddish and orange tones, representative of both our brand and our location.

Thinking on our future clients we put at your disposal our technical team to create any colour and customize the final product to the project or architectural needs.

The metallic and gritty finishes of our colour chart stand out for their amazing natural sight and feel. The INNOVA colour selection reproduces faithfully all kinds of finishes: Rocks, Woods, Rustic, Slate, Textile, Concrete. These colours are applied over all our flat tiles contributing to build a natural look with the benefits and performance of a ventilated façade. We create INNOVA to reproduce textures exclusively for different projects and clients, always with the advice of our technical team to get the best results.



PANTONE®


RAL

NCS
Natural Color System®

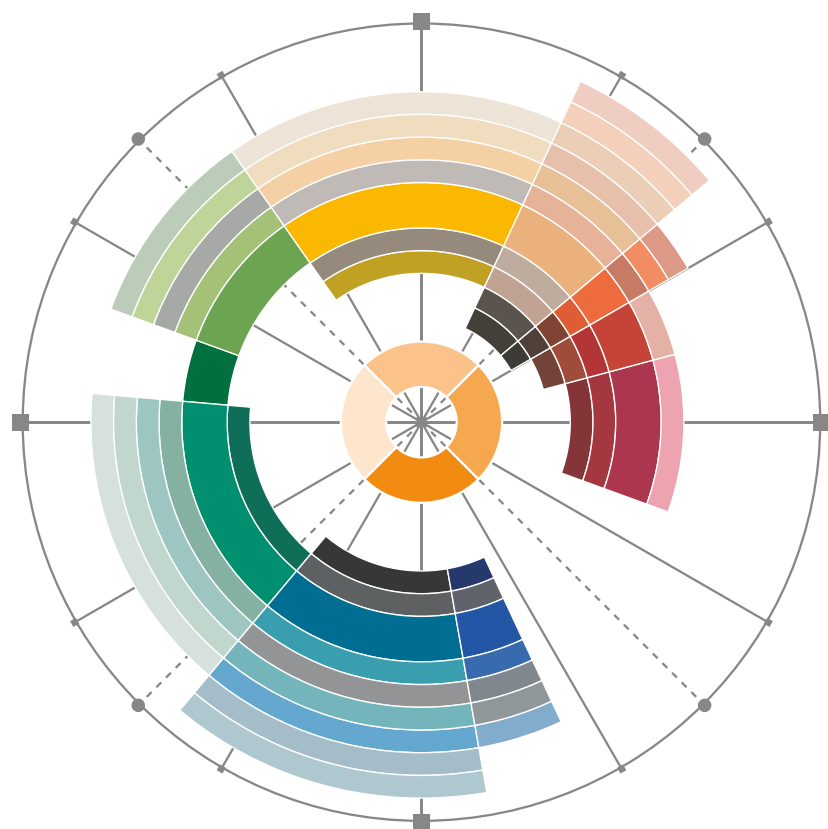

FAVETON
TECHNICAL
SERVICE

STANDARD

BODY COLOURED AND ENAMELLED



GLAZED



FAVETON laboratory division develops all kind of colours and textures tailored to projects

- Body coloured
- Glazed finishes
- Raw surfaces
- Innova colours

PANTONE







INNOVA[®]

BY FAVETON[®]

APPLICABLE TILES



ACQUA



CERAM 20
PLAIN AND GROOVED



CERAM 28
PLAIN AND GROOVED



ELAR



BRICK TILE



DESINGS
PLAIN AND GROOVED

(PROJECT) Velaire Residencial. Spain



ROCKS



KALA
CALACATE MARBLE
RK04



TRAVERTINO
TRAVERTINE MARBLE
RK09



RAPOLANO
CROSSCUT MARBLE
RK07





GREY STONE
NATURAL LIMESTONE
RK08



BYBLOS
EARTHY LIMESTONE




PERSA
DESERT COLOURED SANDSTONE



MIST
NATURAL GREY CHALK




LASKA
SLATE STONE





RUSTIK



FUME
BEIGE TILE
RK10



RUSTIK SNOW
LIGHT CLAY
RT04



RUSTIK MIX
MULTICOLOURED TERRACOTTA
RT02



RUSTIK SAND
SANDY TERRACOTTA
RT03




TEJA
LIGHT RED
RT08



RUSTIK RED
RUSSIAN RED
RT01



RUSTIK OXIDE
BLACK AND RED FUSION
RT06



DANÉS
ANTHRACITE TILING
RT07



WOOD



DEKA

WD02



NATURAL

WD11



MAPPLE

WD12



ZENO

WD01



OAK

WD13



TEKA

WD14



JAMBI

WD04




QATAR

WD06




ANTICO

WD15



CHERRY

WD07



WENGUE

WD08


DESIGN




TEXTILE



SILK
NATURAL FABRIC WITH SOFT TEXTURE
TX01



MAYA
FINE FABRIC THAT CREATES A NET
TX03



RAFFIA
FABRIC FORMED BY CROSSING ELEMENTS
TX02



RAFFIA DARK
SHADOW FABRIC
TX05

EXPRESSION



PAPER
CRUMPLED PAPER
EX04



CEMENT
SHADOW FABRIC
CM01



ACQUAREL
A SOFT WATERCOLOR
EX01

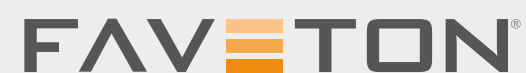


DRAFT
FREEHAND DRAWN LINES
TX05



PATTERN
PATTERN IN A POLYGONAL DESIGN
EX02

TECHNOLOGY



FAVETON stands out for being a highly technical ventilated façade system. Our team has developed multiple possibilities creating different substructure systems, that adjust to every product and that adjust to the needs of each project.

Our experience of more than 50 years in the ceramic sector, consolidates us as one of the most recognizable brands which has investigated the most in extruded tiles production, accompanied by a great development in the creation of fixation systems, providing new possibilities and evolving with the architectural needs of the moment.

Each of our new products counts with the supervision of our technical team formed by architects, engineers and qualified technicians. We review each project, from the architect's point of view and provide the better options for each site or building. Capable of developing new anchoring systems if the complexity of the project requires it.



(PROJECT) Tamdeen Square. Kuwait

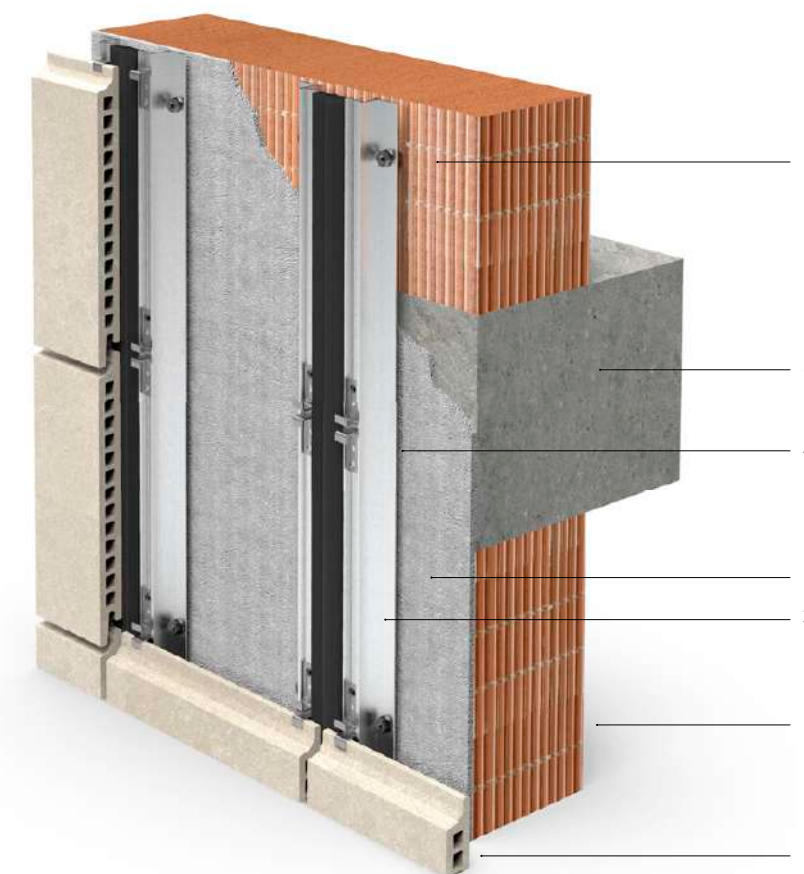


SAO

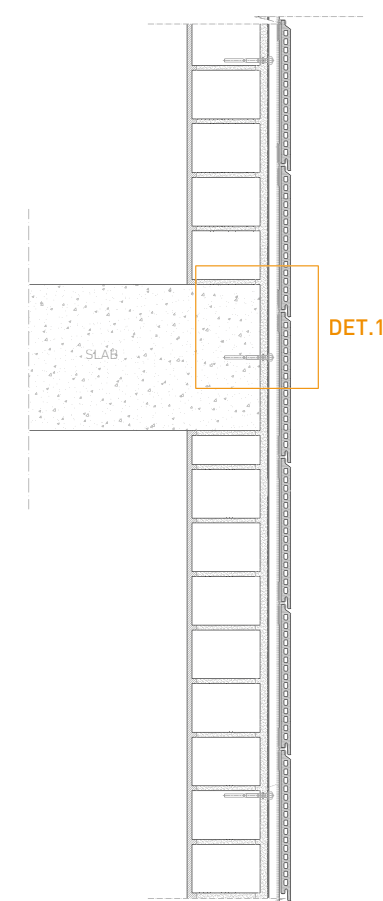
HORIZONTAL SYSTEM

1. Plastic Anchor
2. Omega Aluminum Vertical Profile (PFC)
3. Epdm
4. Clip 15 Mm
5. Faveton Ceramic Tile
6. Slab
7. Wall

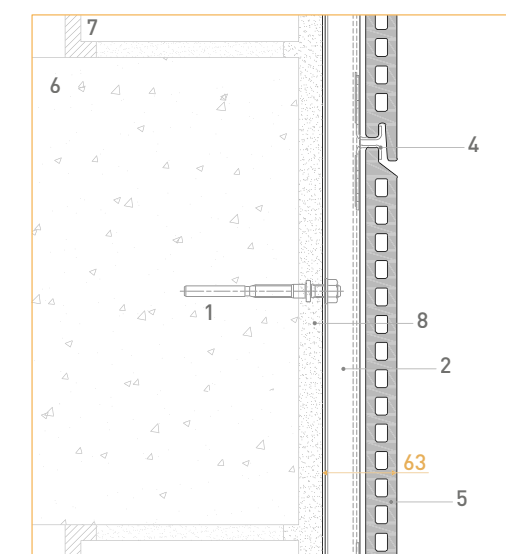
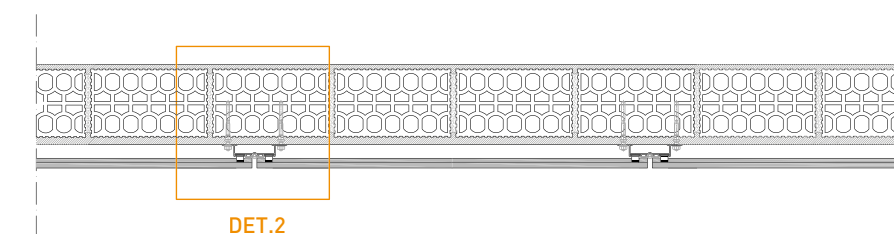
APPLICABLE TILES



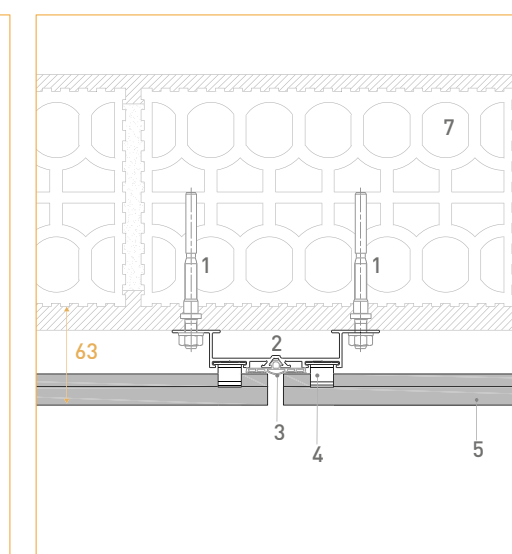
VERTICAL SECTION



HORIZONTAL SECTION



1. Support bracket

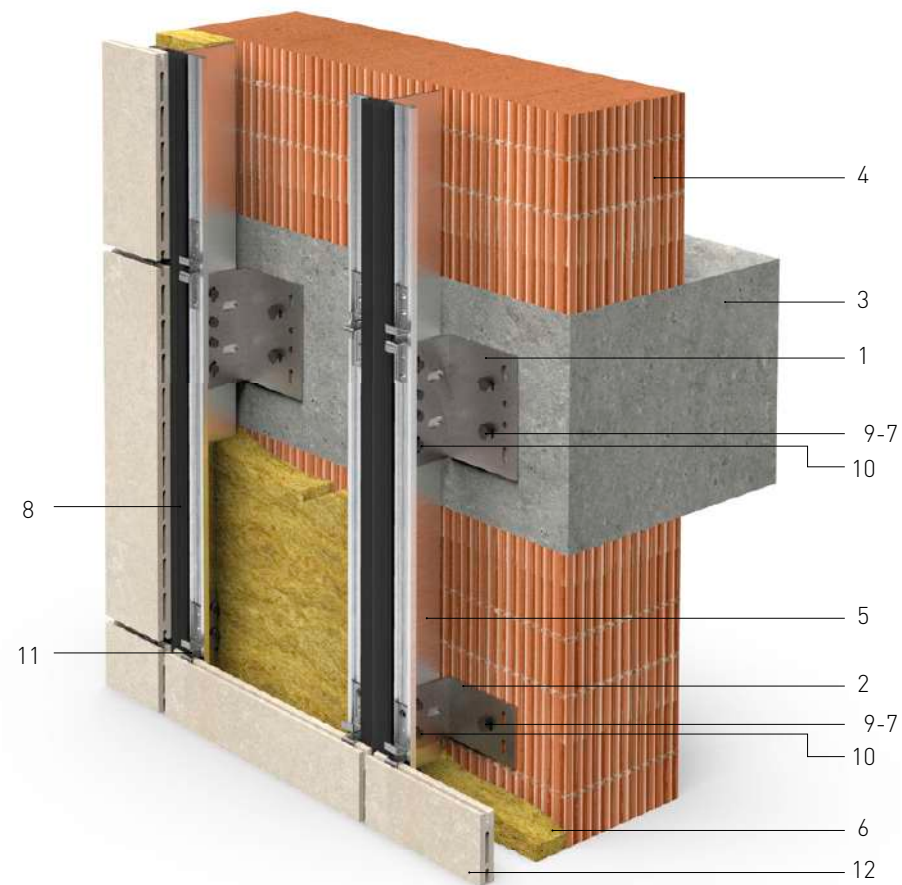


2. Horizontal detail

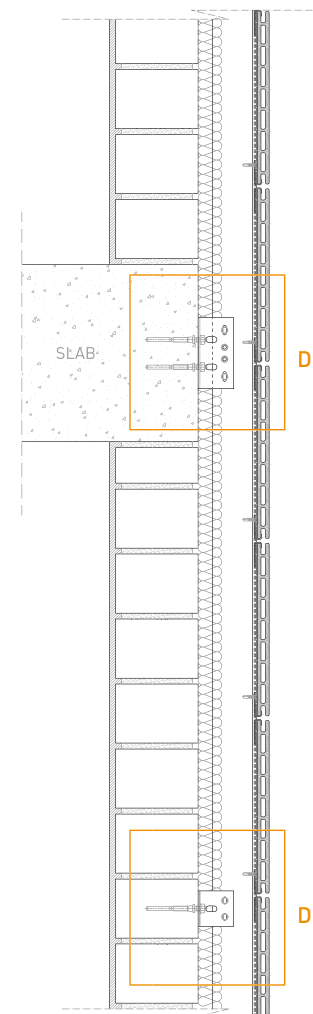
HORIZONTAL SYSTEM

1. Support bracket
2. Stop bracket
3. Slab
4. Wall
5. Vertical Aluminum Profile (PFC)
6. Insulation
7. Plastic Anchor
8. EPDM joint
9. Autoscrew N12 5,5x25 with washer
10. Autoscrew N12 5,5x22 without washer
11. CLIP 15 mm
12. FAVETON Ceramic Tile

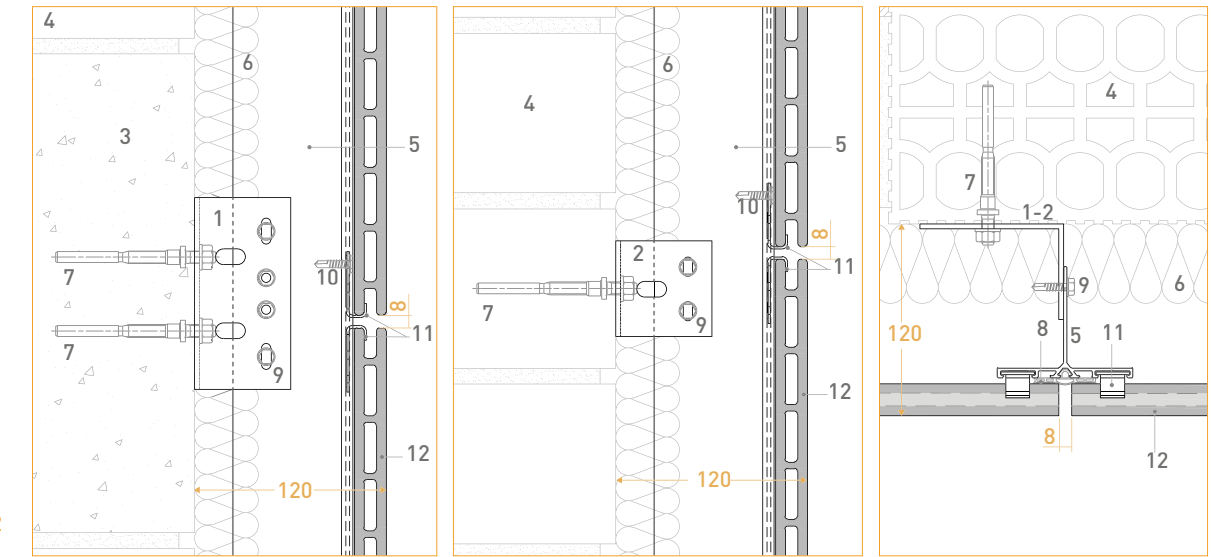
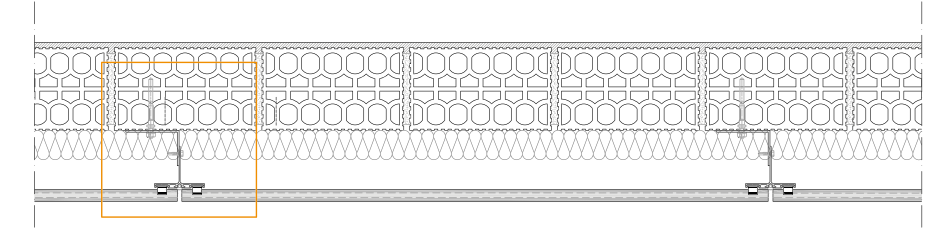
APPLICABLE TILES



VERTICAL SECTION



HORIZONTAL SECTION

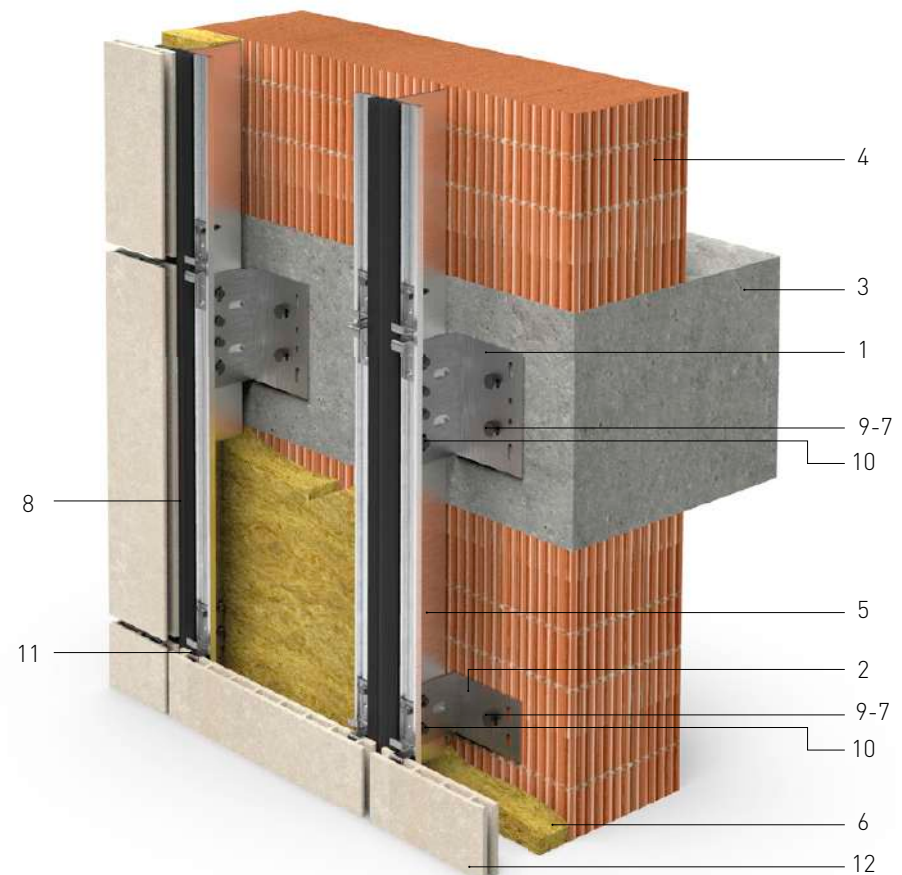


1. Support bracket 2. Stop bracket 3. Horizontal detail

VERTICAL SYSTEM

1. Support bracket
2. Stop bracket
3. Slab
4. Wall
5. Vertical Aluminum Profile (PFC)
6. Insulation
7. Plastic Anchor
8. EPDM joint
9. Autoscrew N12 5,5x25 with washer
10. Autoscrew N12 5,5x22 without washer
11. CLIP 15 mm
12. FAVETON Ceramic Tile

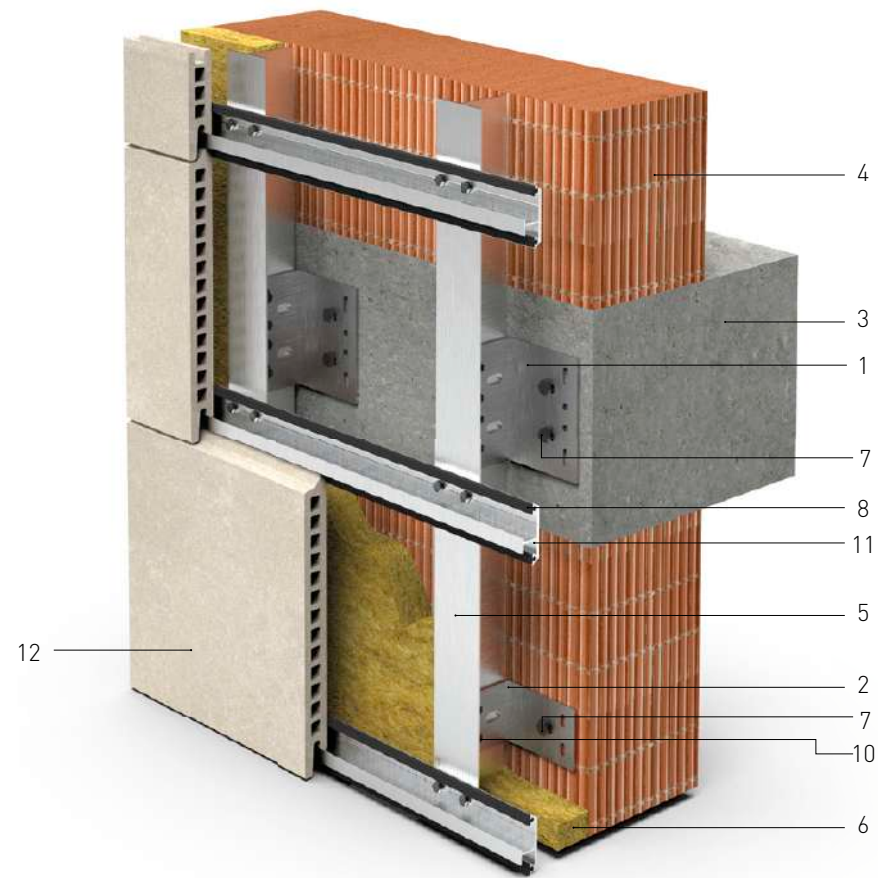
APPLICABLE TILES



HORIZONTAL SYSTEM

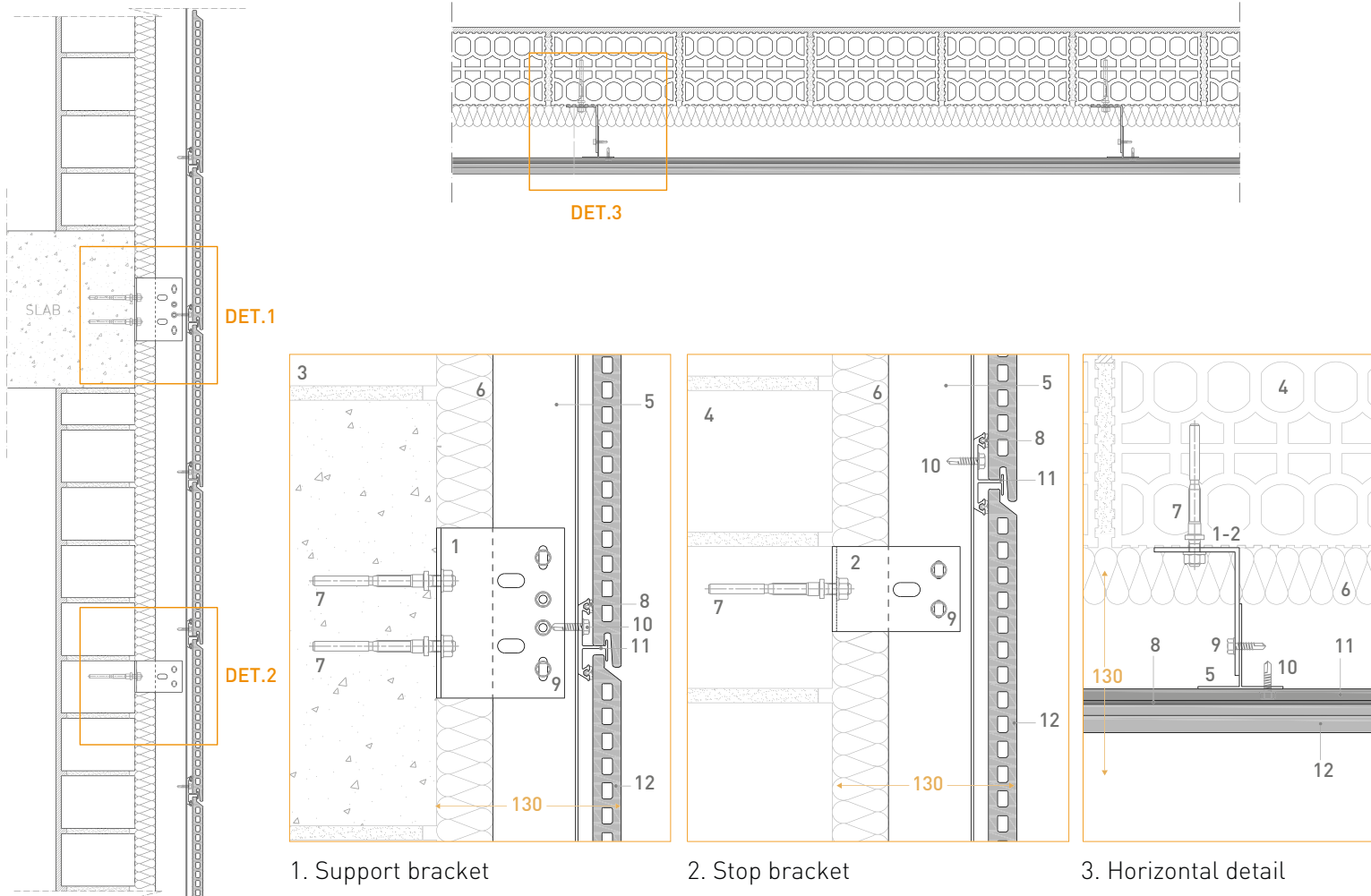
1. Support Bracket
2. Stop Bracket
3. Slab
4. Wall
5. Vertical Aluminum Profile (PFC)
6. Insulation
7. Plastic Anchor
8. Epdm Joint
9. Autoscrew N12 5,5x25 With Washer
10. Autoscrew N12 5,5x22 Without Washer
11. Horizontal Aluminum Profile (PFF)
12. Faveton Ceramic Tile

APPLICABLE TILES



VERTICAL SECTION

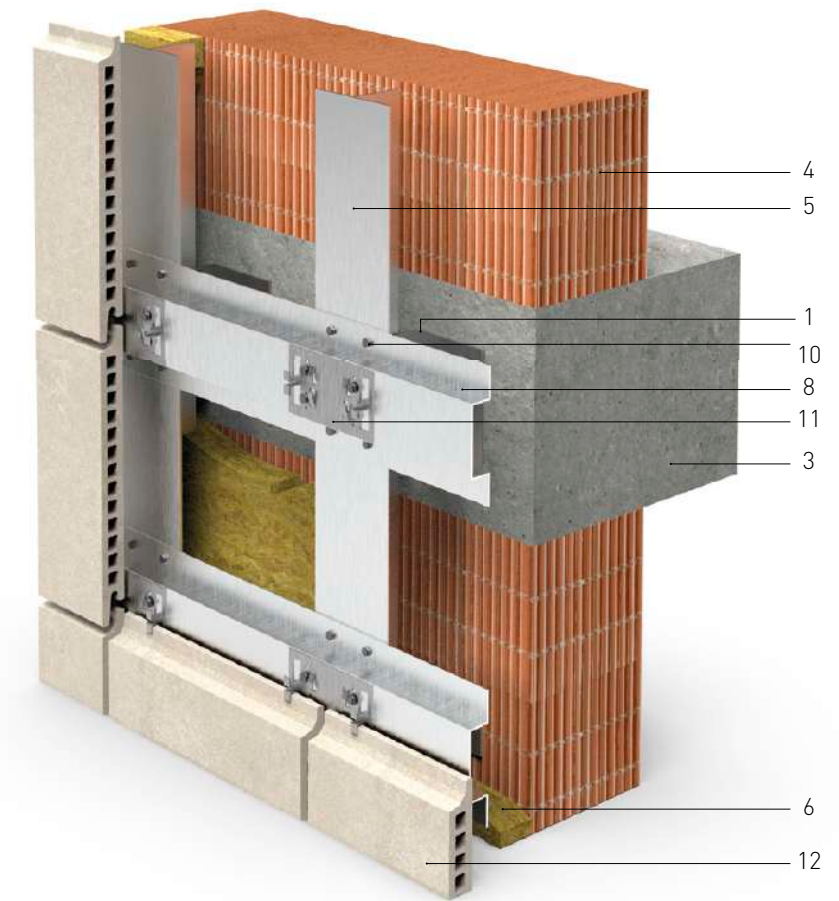
HORIZONTAL SECTION



HORIZONTAL SYSTEM

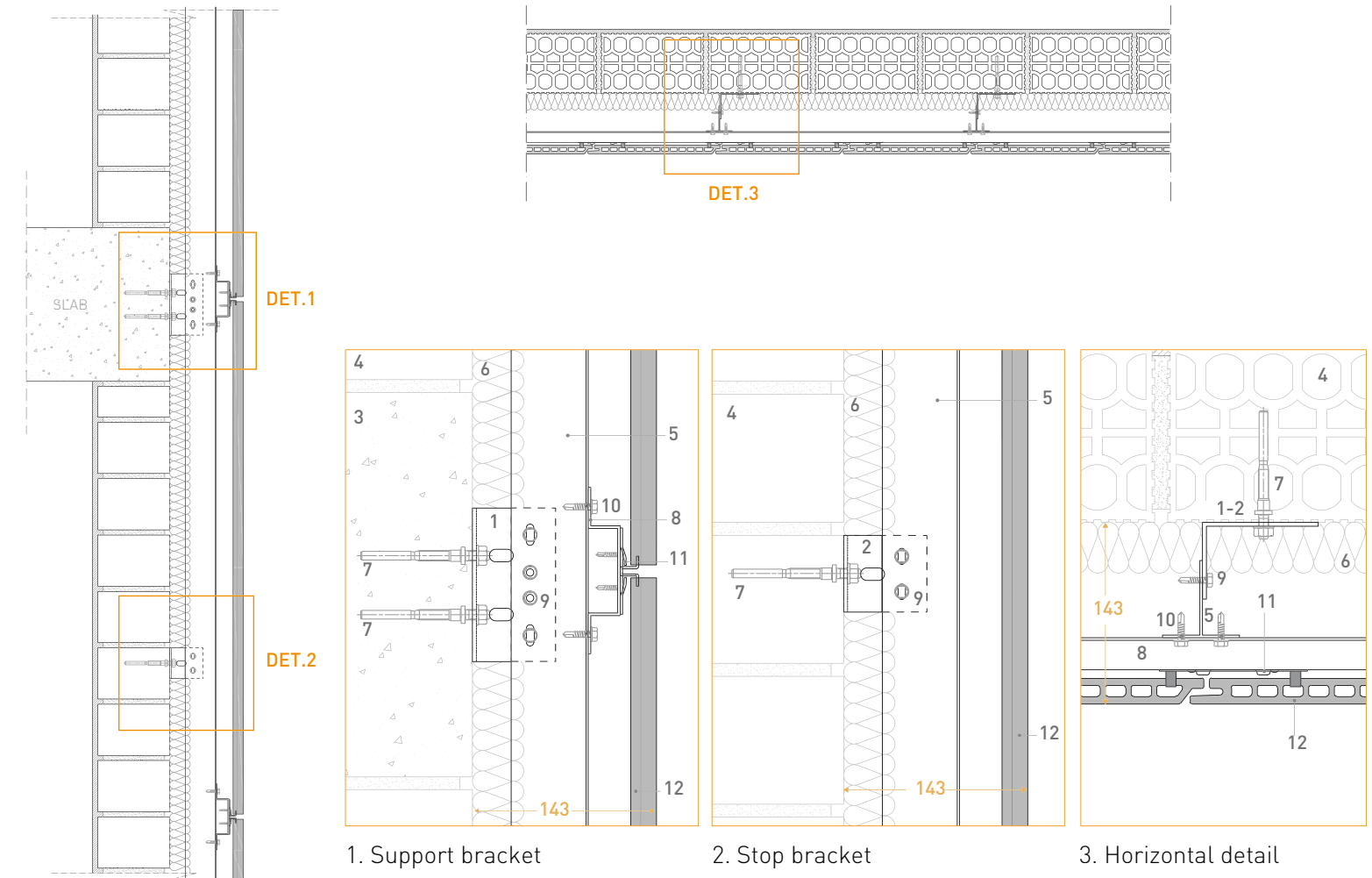
1. Support Bracket
2. Stop Bracket
3. Slab
4. Wall
5. Vertical Aluminum Profile (PFC)
6. Insulation
7. Plastic Anchor
8. Omega Horizontal Aluminum Profile (PFF)
9. Autoscrew N12 5,5x25 With Washer
10. Autoscrew N12 5,5x22 Without Washer
11. Clip 115x67x1.5 Mm
12. Faveton Ceramic Tile

APPLICABLE TILES



VERTICAL SECTION

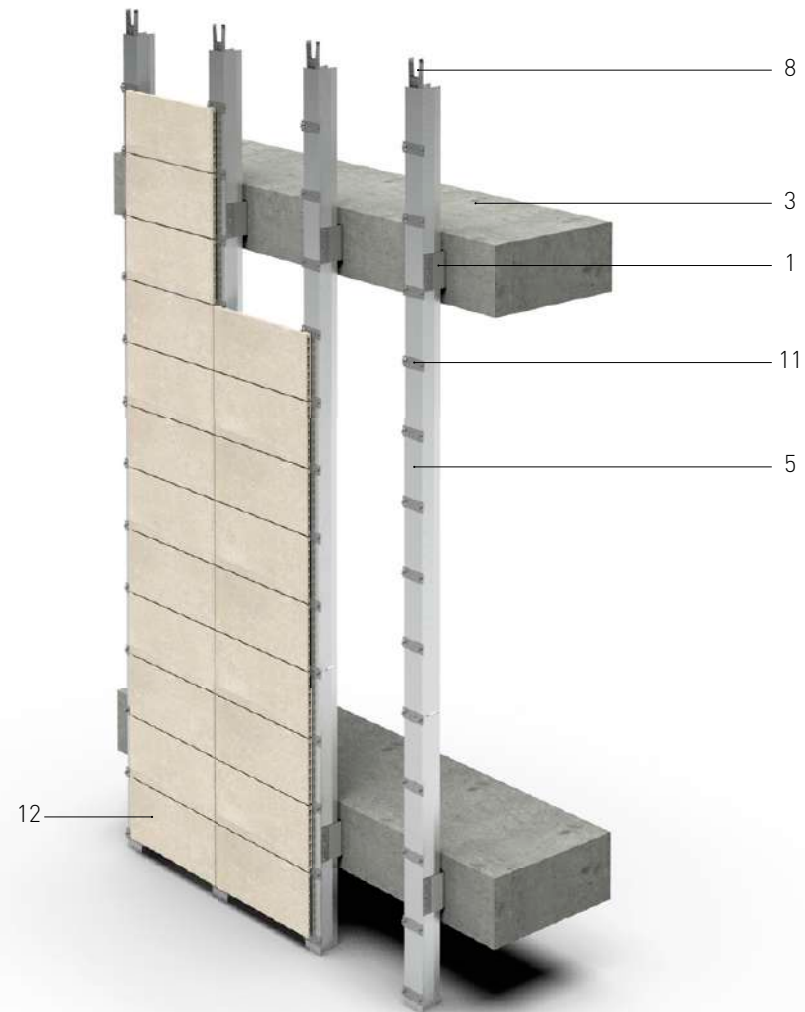
HORIZONTAL SECTION



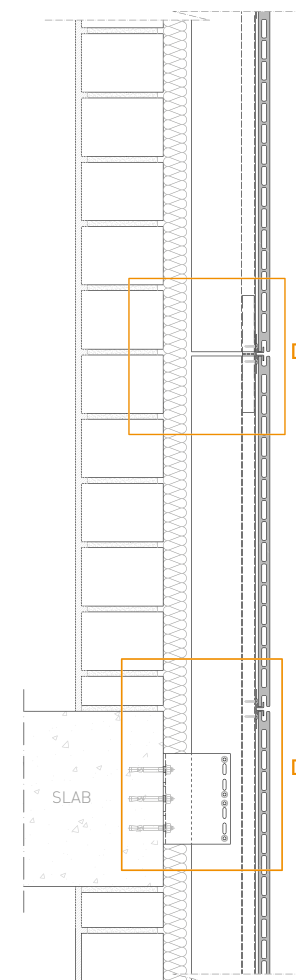
HORIZONTAL SYSTEM

- 1. Support Bracket
- 2. Stop Bracket
- 3. Slab
- 4. Wall
- 5. Vertical Aluminum Profile (PFC)
- 6. Insulation
- 7. Anchor
- 8. Profile Connection Piece
- 9. Autoscrew N12 5,Sx25 With Washer
- 10. Autoscrew N12 5,Sx22 Without Washer
- 11. Clip 15 Mm
- 12. Faveton Ceramic Tile

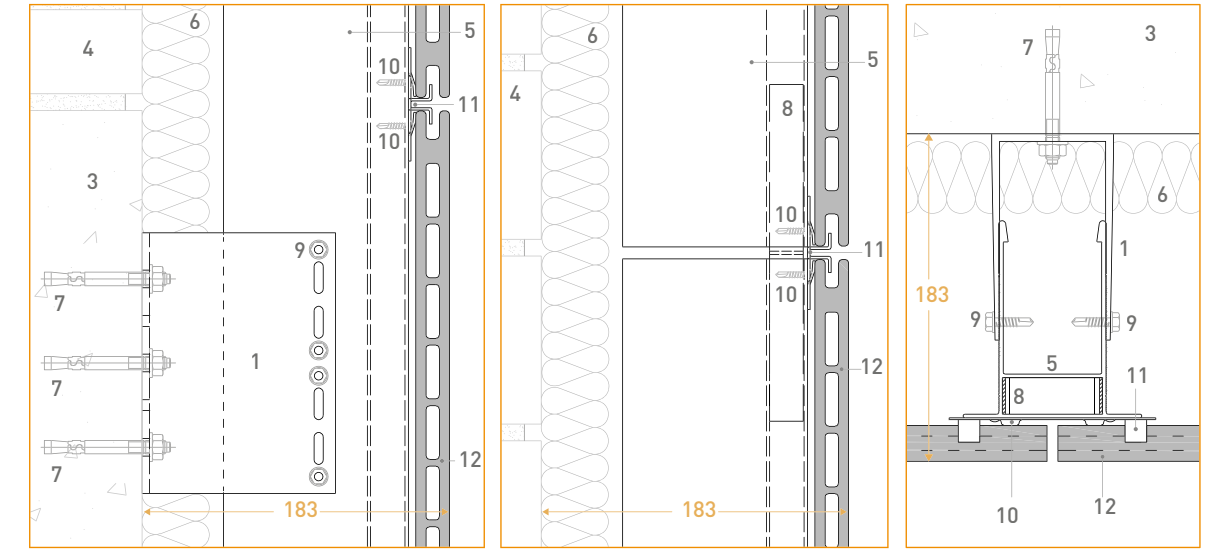
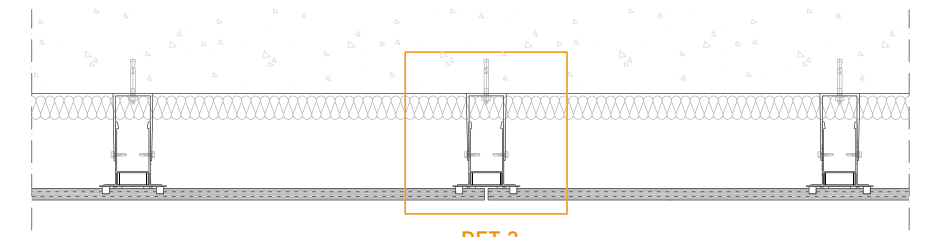
APPLICABLE TILES



VERTICAL SECTION



HORIZONTAL SECTION



1. Support bracket

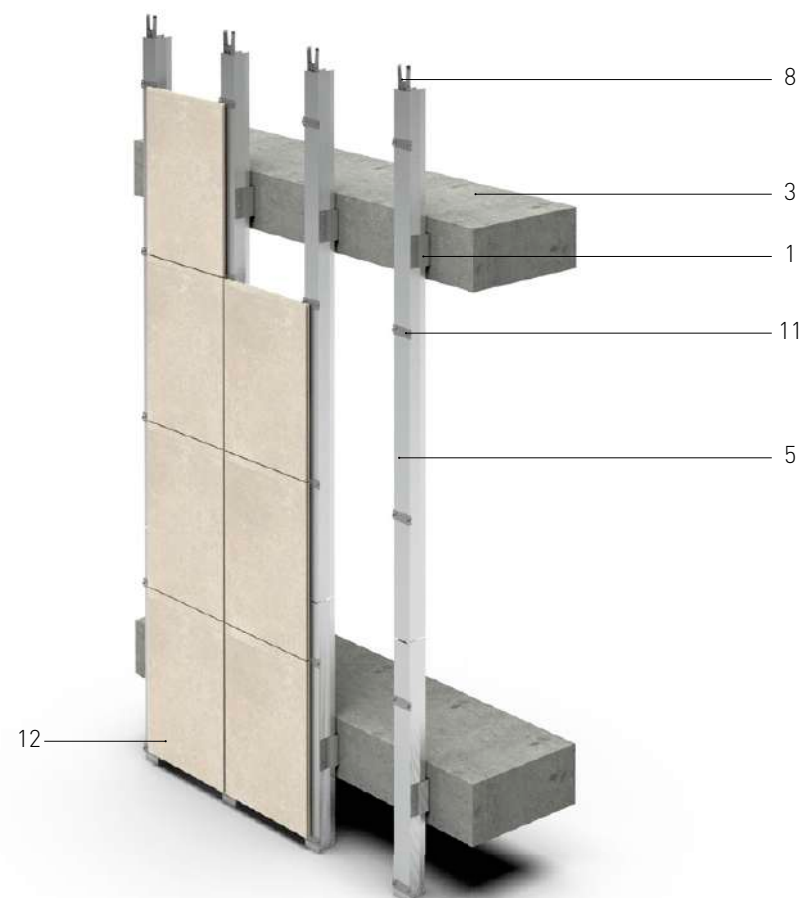
2. Stop bracket

3. Horizontal detail

VERTICAL SYSTEM

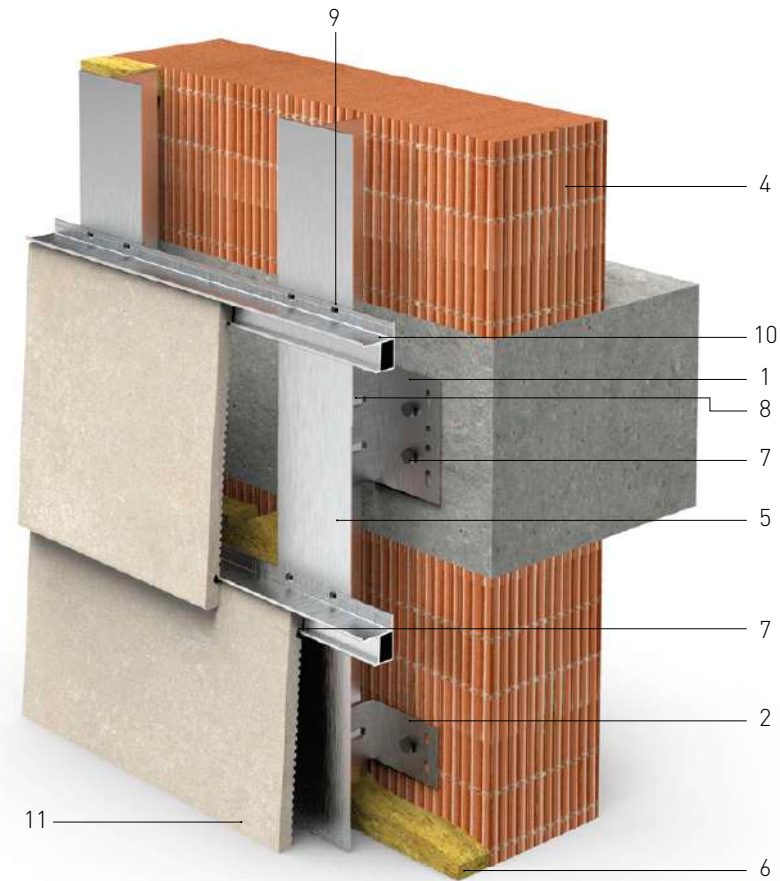
- 1. Support Bracket
- 2. Stop Bracket
- 3. Slab
- 4. Wall
- 5. Vertical Aluminum Profile (PFC)
- 6. Insulation
- 7. Anchor
- 8. Profile Connection Piece
- 9. Autoscrew N12 5,Sx25 With Washer
- 10. Autoscrew N12 5,Sx22 Without Washer
- 11. Clip 15 Mm
- 12. Faveton Ceramic Tile

APPLICABLE TILES



HORIZONTAL SYSTEM

1. Support Bracket
2. Stop Bracket
3. Slab
4. Wall
5. Vertical Aluminum Profile [PFC]
6. Insulation
7. Plastic Anchor
8. Autoscrew N12 5,5x25 With Washer
9. Autoscrew N12 5,5x22 Without Washer
10. Horizontal Aluminum Profile [PFF]
11. Faveton Ceramic Tile



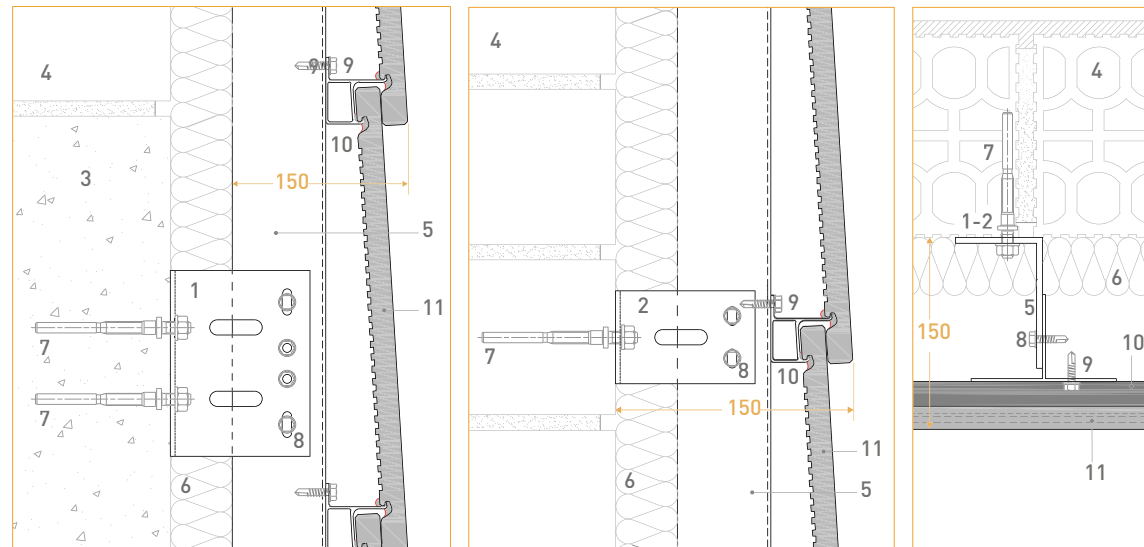
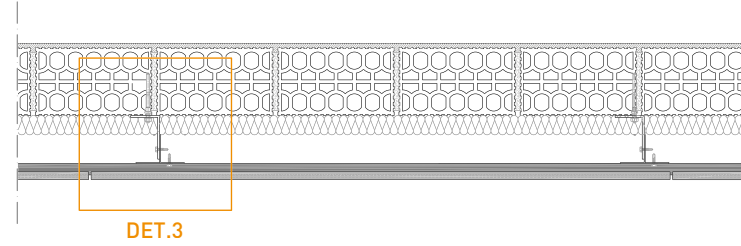
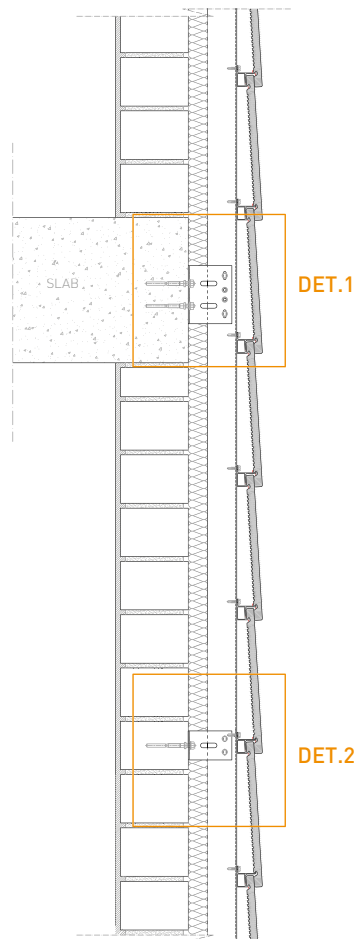
APPLICABLE TILES



ELAR ROOF

VERTICAL SECTION

HORIZONTAL SECTION



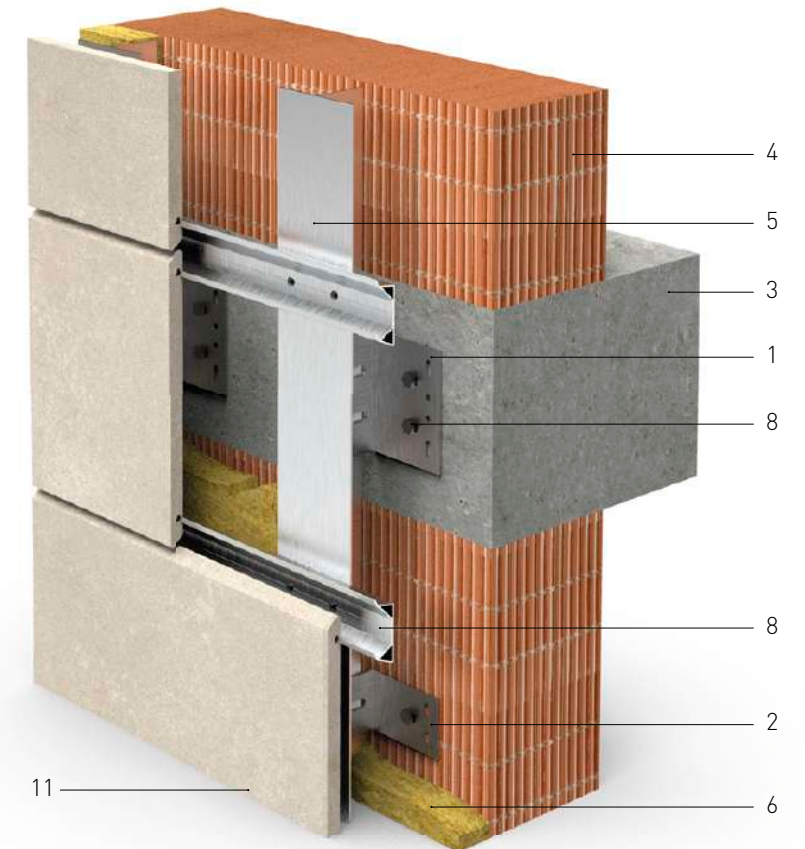
1. Support bracket

2. Stop bracket

3. Horizontal detail

HORIZONTAL SYSTEM

1. Support Bracket
2. Stop Bracket
3. Slab
4. Wall
5. Vertical Aluminum Profile [PFC]
6. Insulation
7. Plastic Anchor
8. Autoscrew N12 5,5x25 With Washer
9. Autoscrew N12 5,5x22 Without Washer
10. Horizontal Aluminum Profile [PFF]
11. Faveton Ceramic Tile



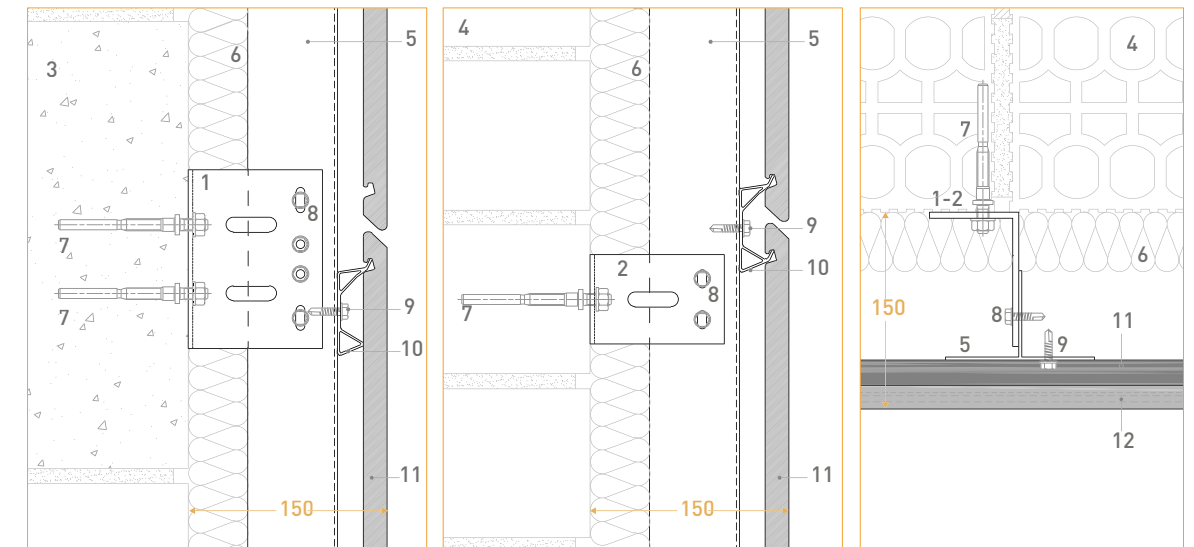
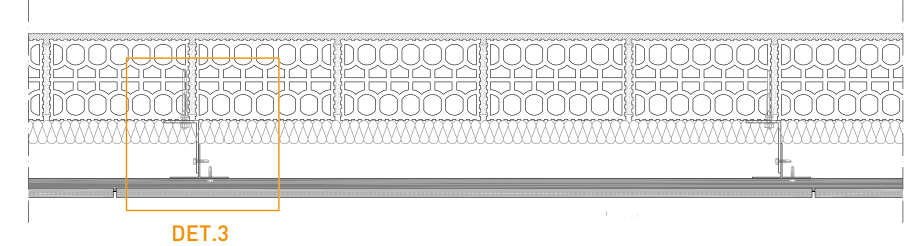
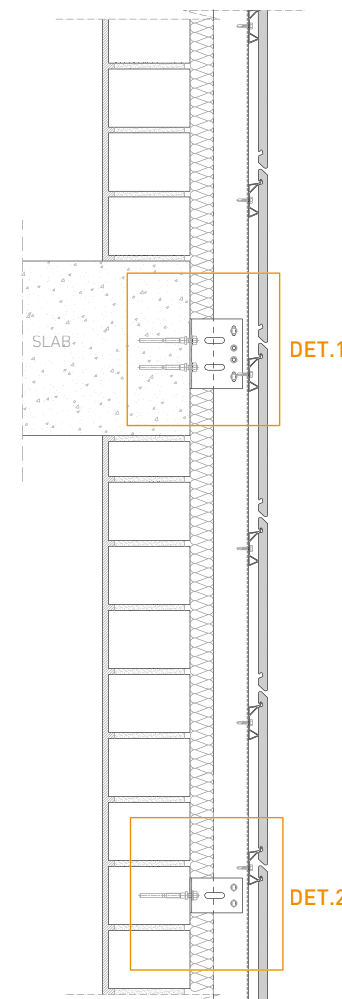
APPLICABLE TILES



ELAR ROOF

VERTICAL SECTION


HORIZONTAL SECTION



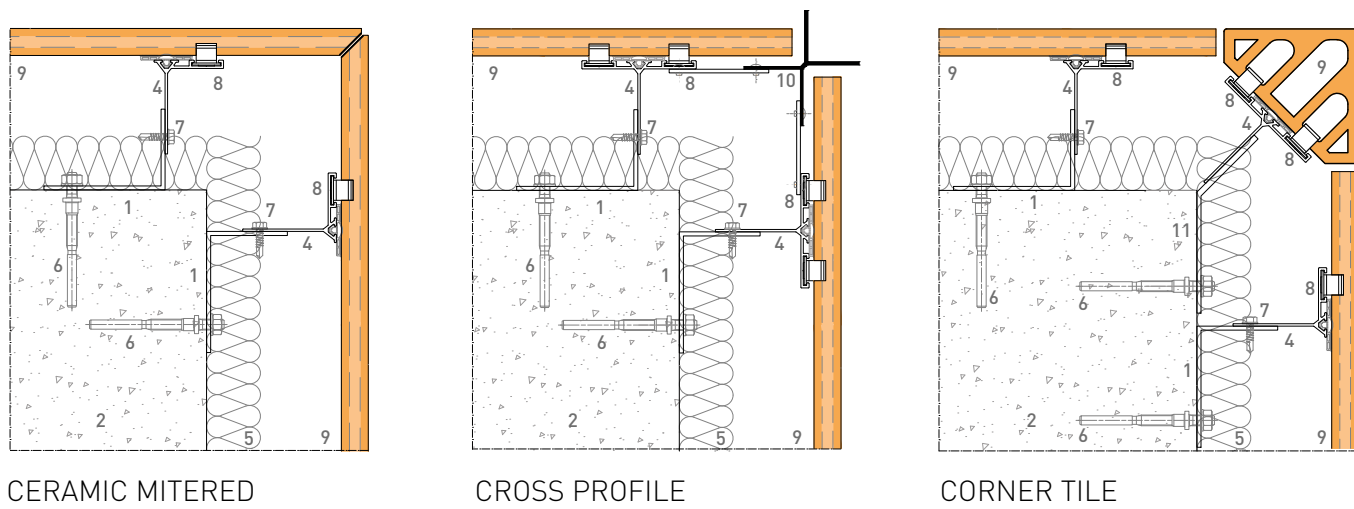
1. Support bracket

2. Stop bracket

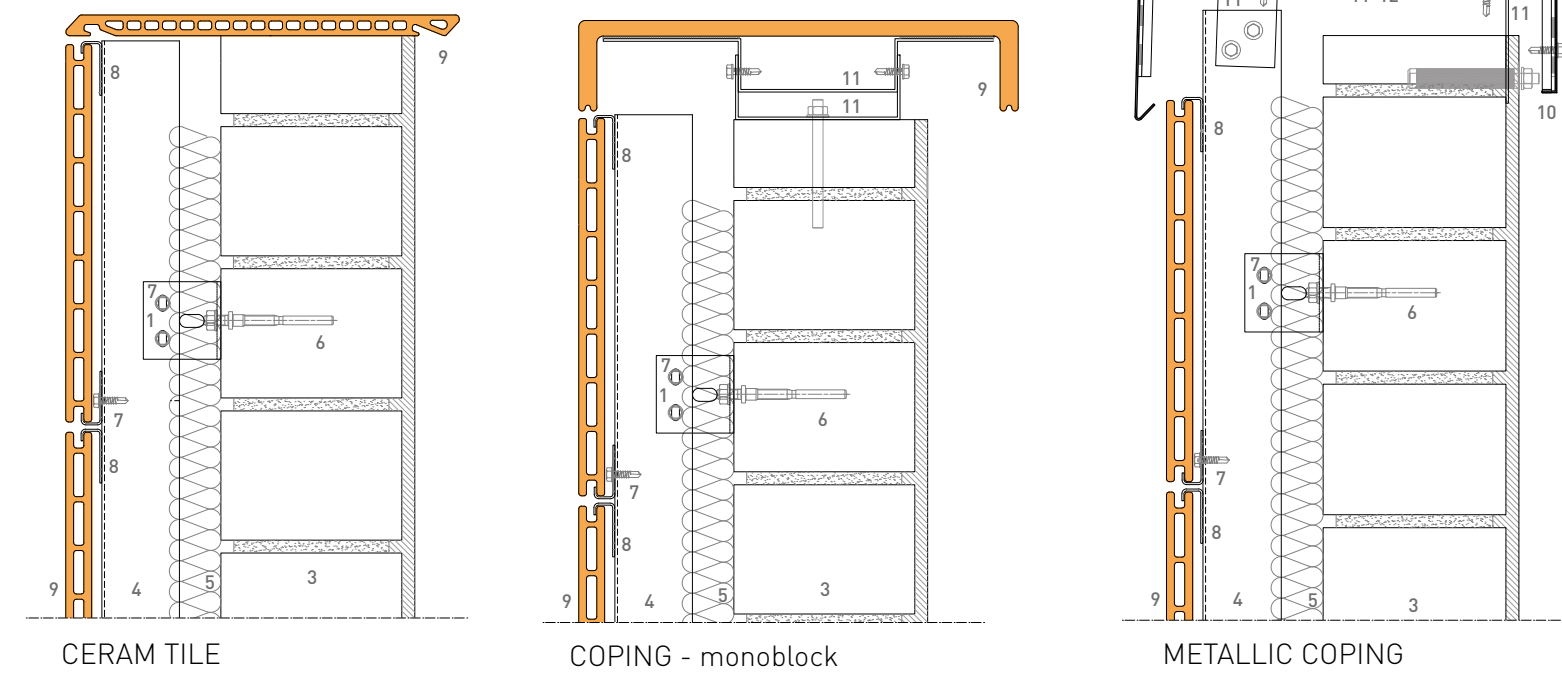
3. Horizontal detail




CORNERS

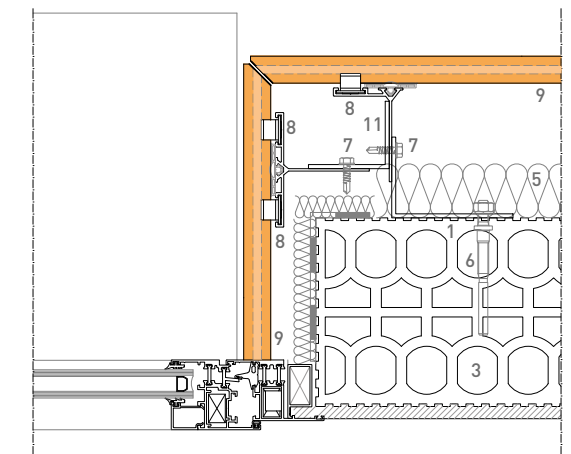


COPING

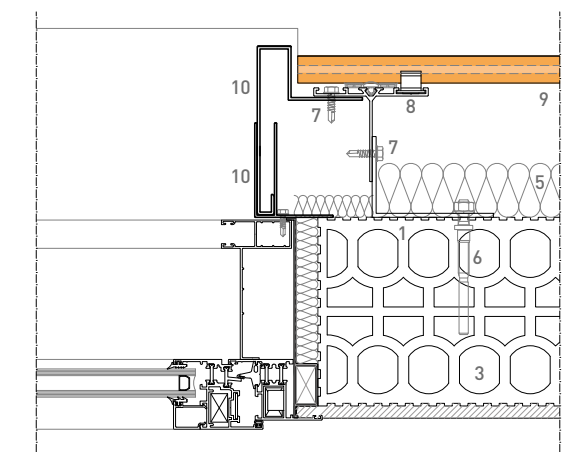




JAMBS

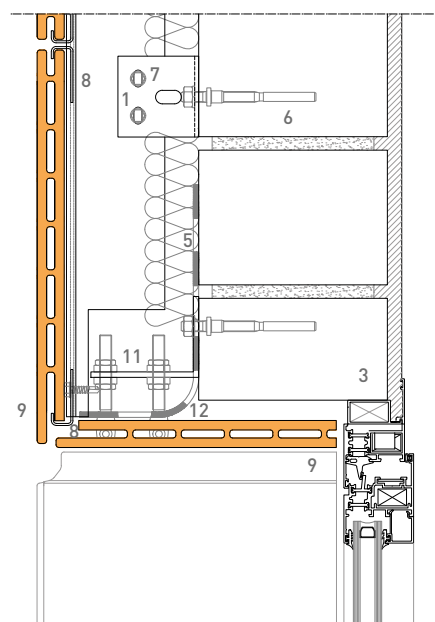


CERAMIC MITERED

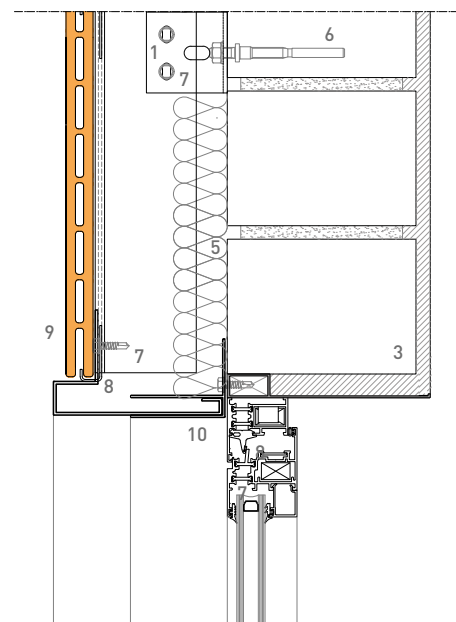


METALLIC JAMB

LINTELS



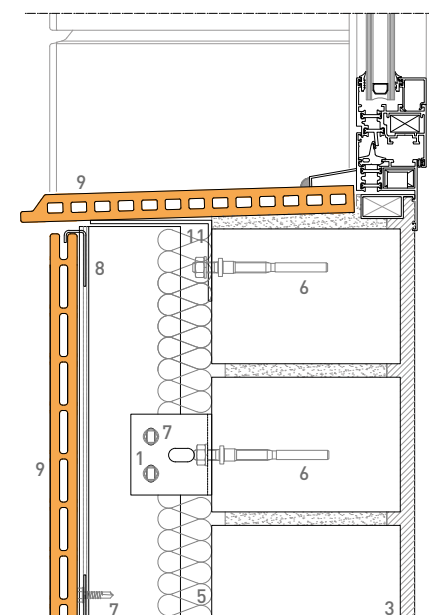
CERAMIC TILE



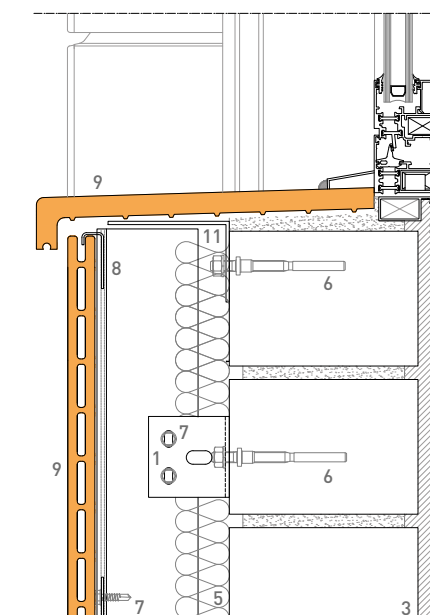
METALLIC LINTEL

1. Bracket
2. Slab
3. Wall
4. Vertical Aluminum Profile (PFC)
5. Insulation
6. Autoscrew N12 5,5x25 with washer
7. Autoscrew N12 5,5x22 without washer
8. CLIP 15 mm
9. FAVETON Ceramic Tile
10. Metallic Part
11. Metallic supplement
12. EPDM

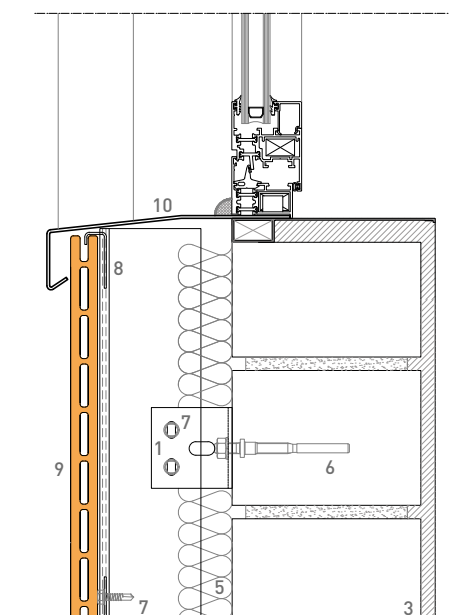
WATER-POURING



CERAM TILE



SILL - monoblock

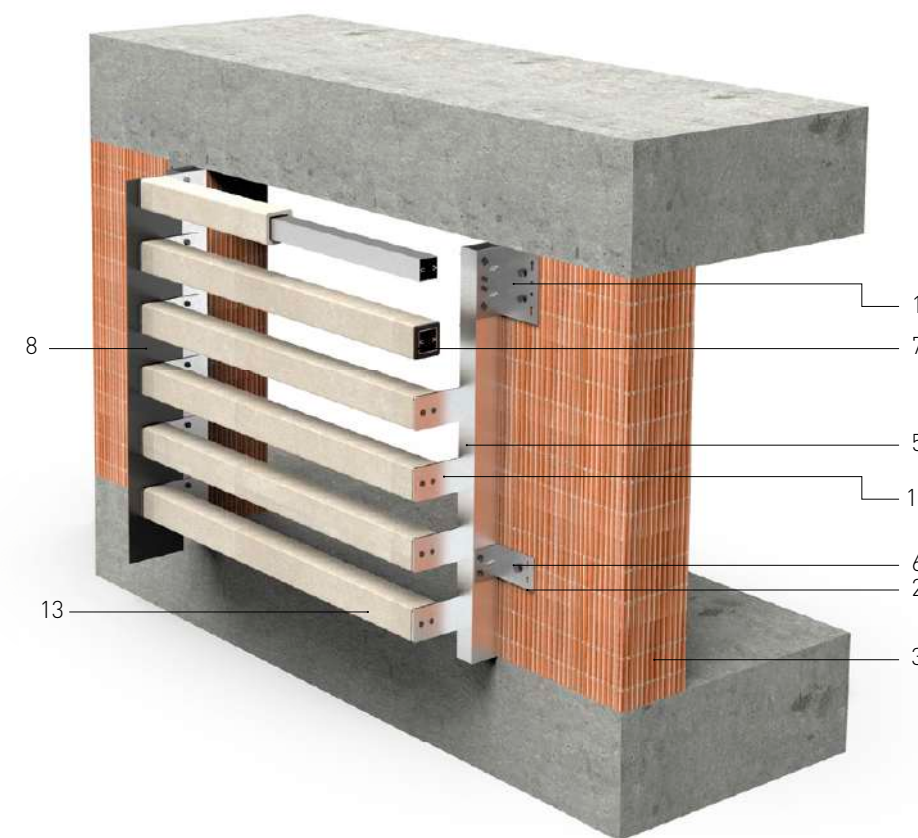


METALLIC SILL

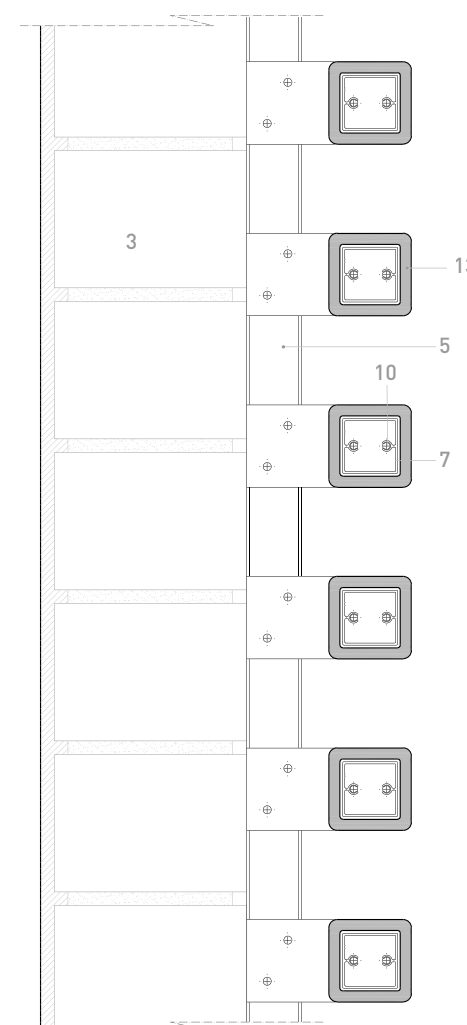
PLATES LOUVER SYSTEM

HORIZONTAL VERTICAL SYSTEM

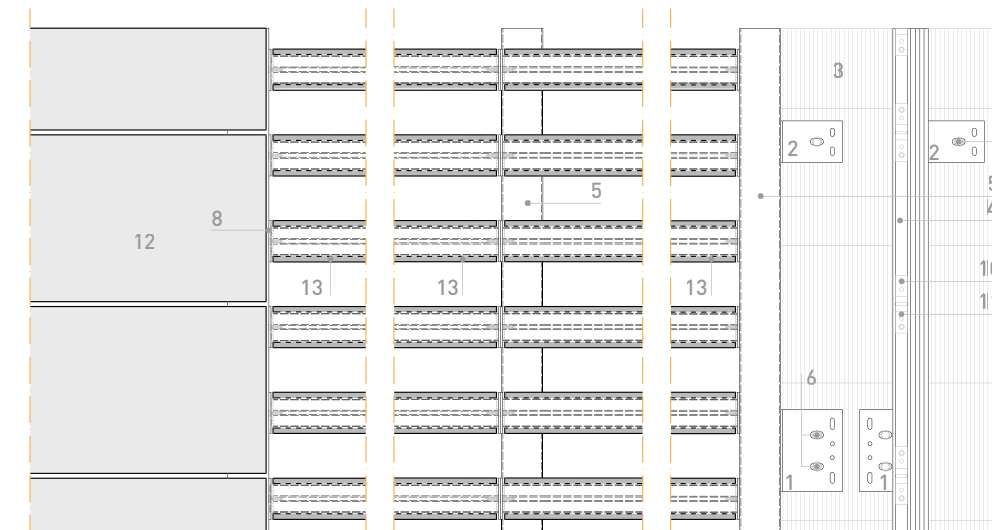
1. Support Bracket
2. Stop Bracket
3. Wall
4. Vertical Aluminum "L" Profile (PFH)
5. Vertical Aluminum Profile (Louvers)
6. Plastic Anchor
7. Horizontal Aluminum Profile
8. Aluminum Plate
9. Autoscrew N12 5,5x25 With Washer
10. Autoscrew N12 5,5x22 Without Washer
11. Clip 15 mm
12. Faveton Ceramic Tile
13. Faveton Ceramic Louver



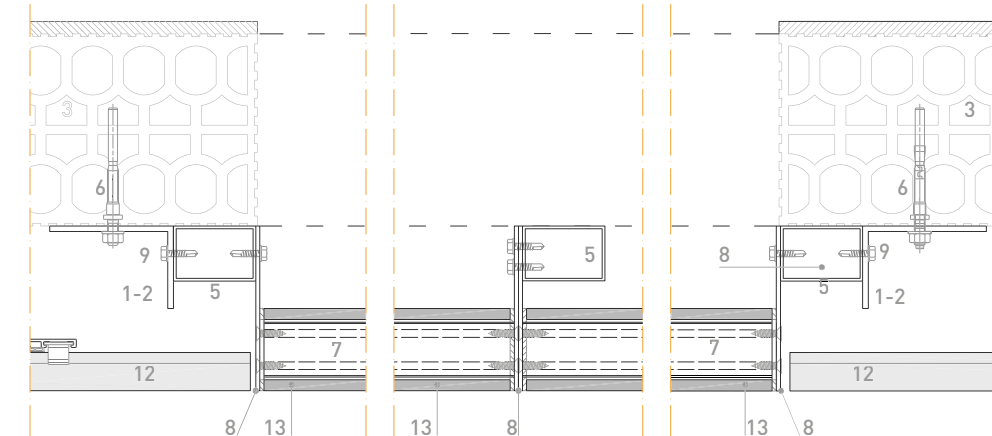
VERTICAL SECTION



ELEVATION



HORIZONTAL SECTION

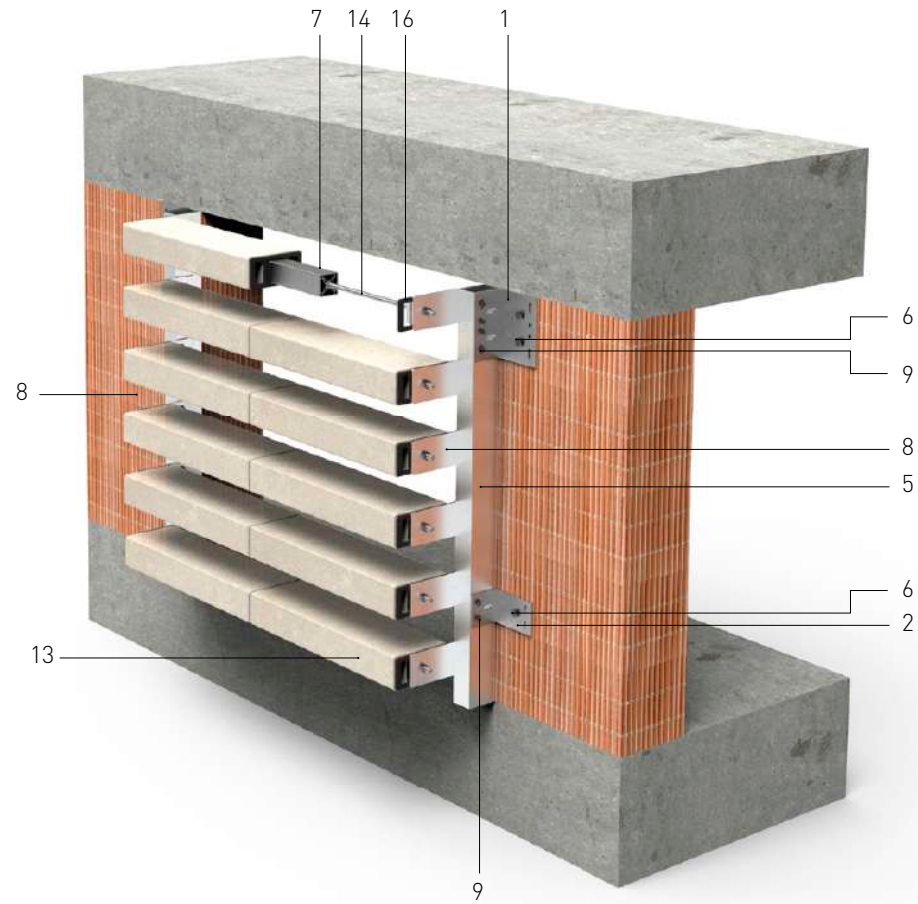


[PROJECT] Oficinas Larrea-Orona. Spain

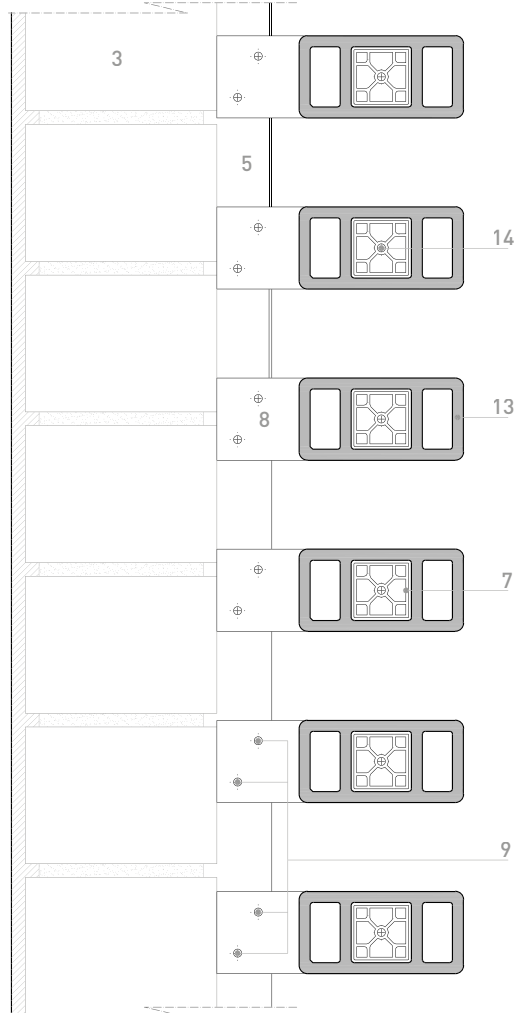
PRESTRESSED SYSTEM

HORIZONTAL VERTICAL SYSTEM


1. Support Bracket
2. Stop Bracket
3. Wall
4. Vertical Aluminum "L" Profile (Pfh)
5. Vertical Aluminum Profile (Louvers)
6. Plastic Anchor
7. Metallic Horizontal Profile
8. Aluminum Plate
9. Autoscrew N12 5,5x25 With Washer
10. Autoscrew N12 5,5x22 Without Washer
11. Clip 15 Mm
12. Faveton Ceramic Tile
13. Faveton Ceramic Louver
14. Threaded Rod
15. Metallic Omega Plate E: 2mm
16. Epdm



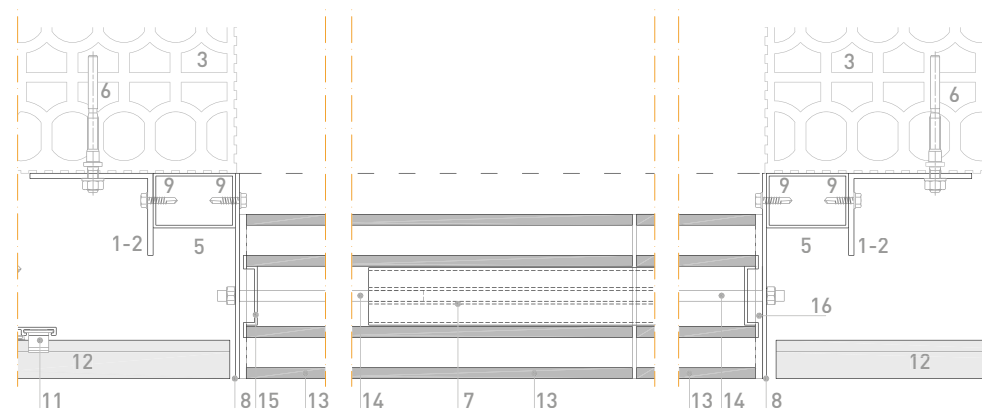
VERTICAL SECTION



ELEVATION



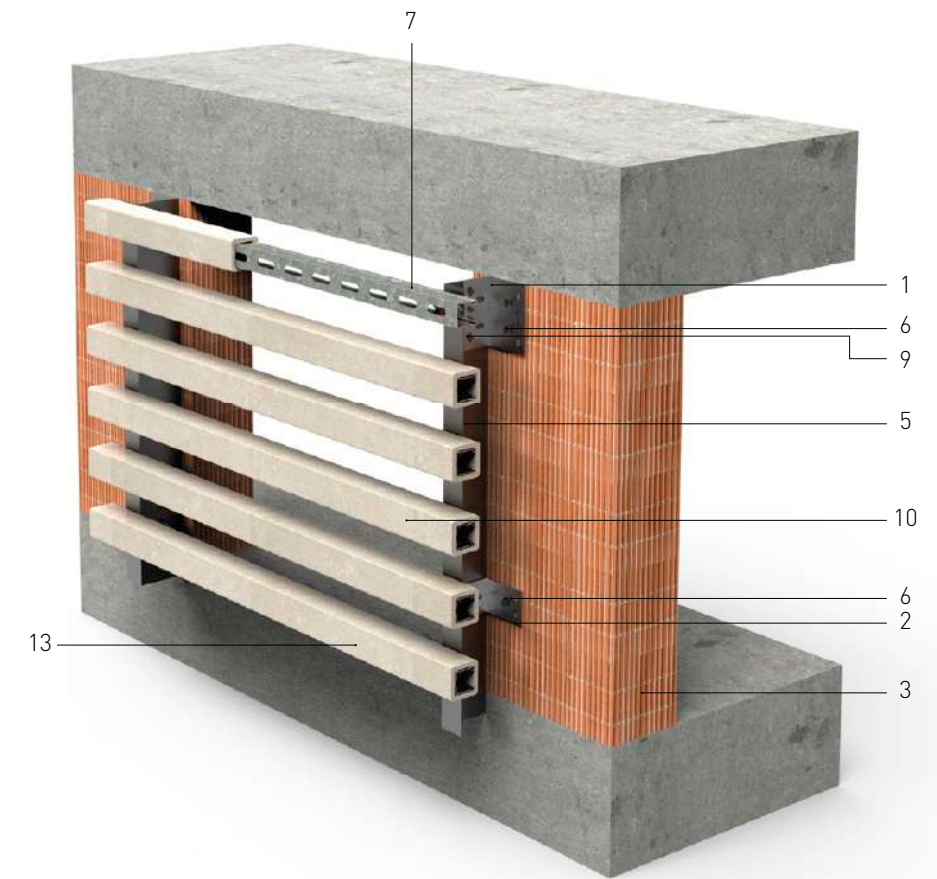
HORIZONTAL SECTION



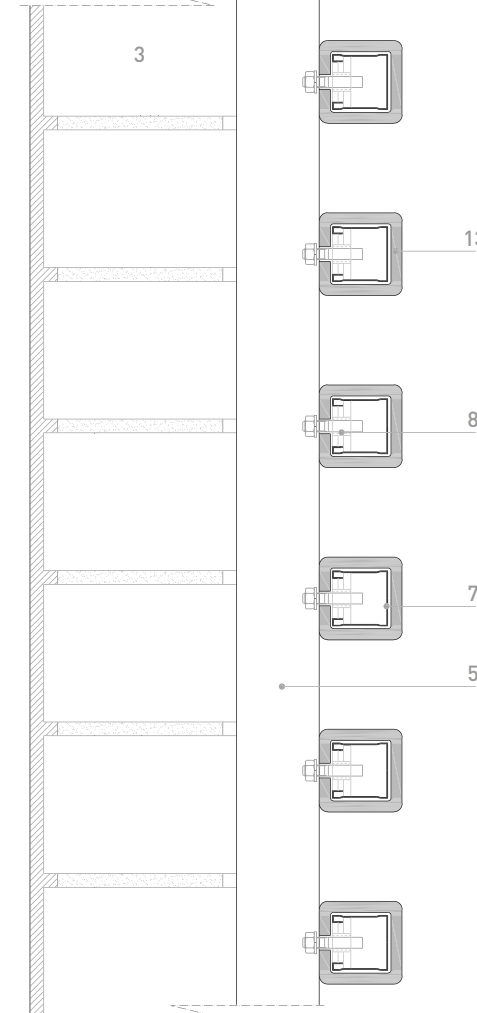
DRILLED LOUVER SYSTEM

HORIZONTAL VERTICAL SYSTEM

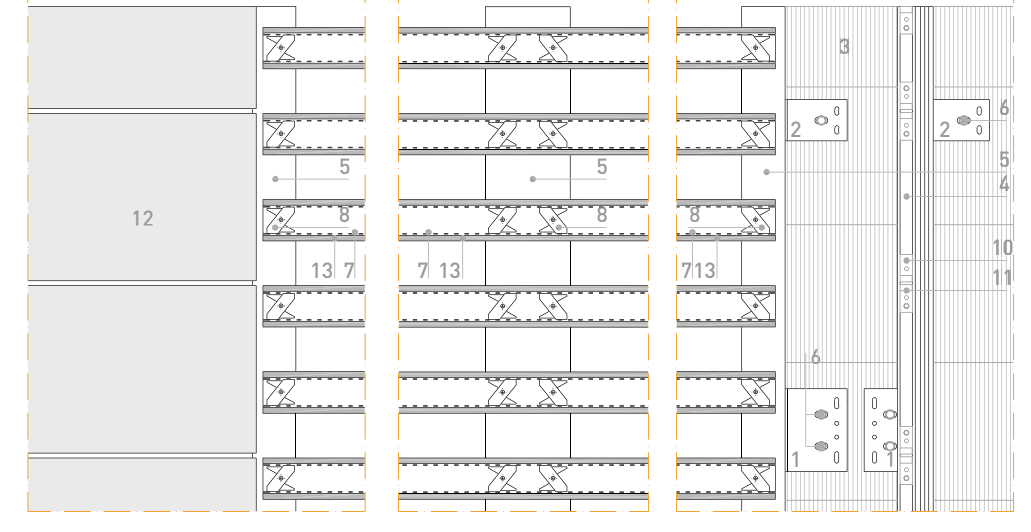
1. Support Bracket
2. Stop Bracket
3. Wall
4. Vertical Aluminum "L" Profile (PFH)
5. Vertical Aluminum Profile (Louvers)
6. Plastic Anchor
7. Horizontal Steel Profile
8. Screw M6 + Flush Nut Mm-Wn M6
9. Autoscrew N12 5,5x25 With Washer
10. Autoscrew N12 5,5x22 Without Washer
11. Clip 15 mm
12. Faveton Ceramic Tile
13. Faveton Ceramic Louver



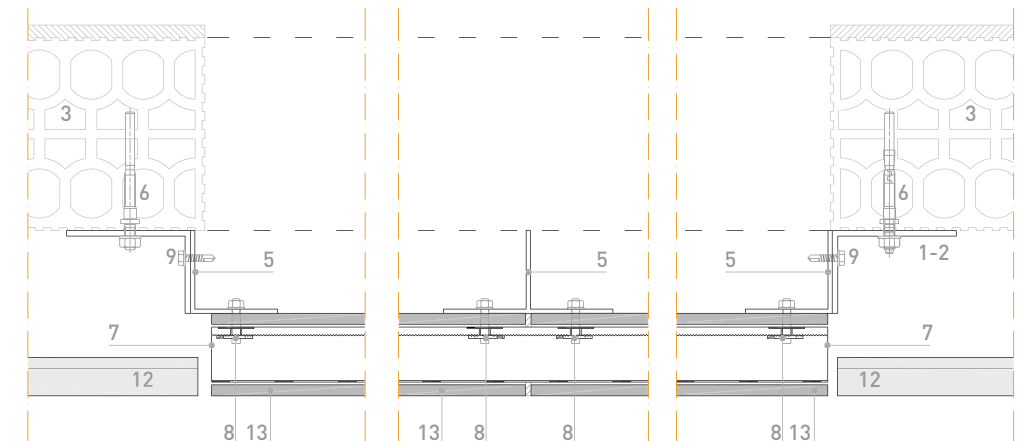
VERTICAL SECTION



ELEVATION



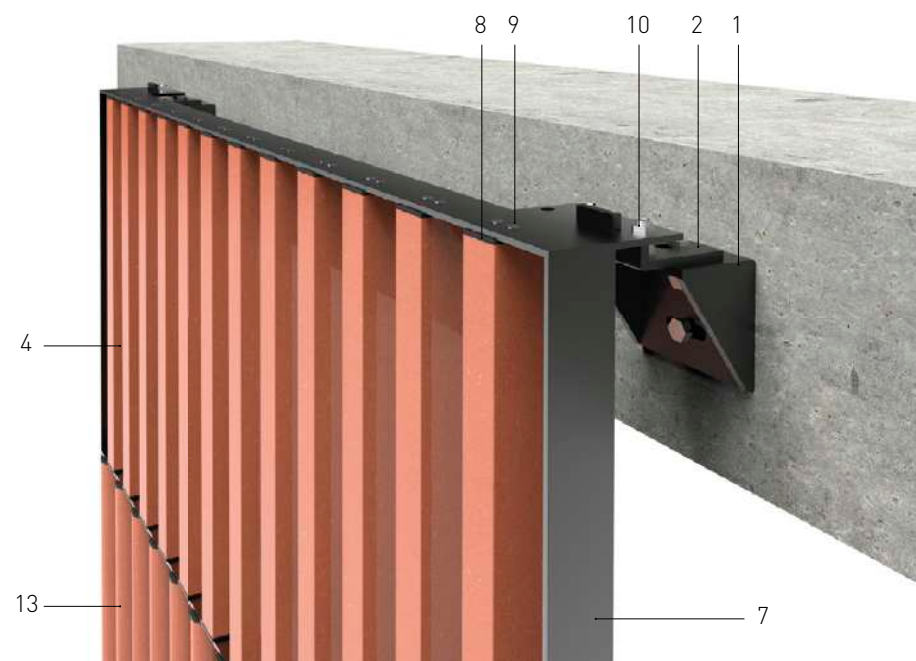
HORIZONTAL SECTION



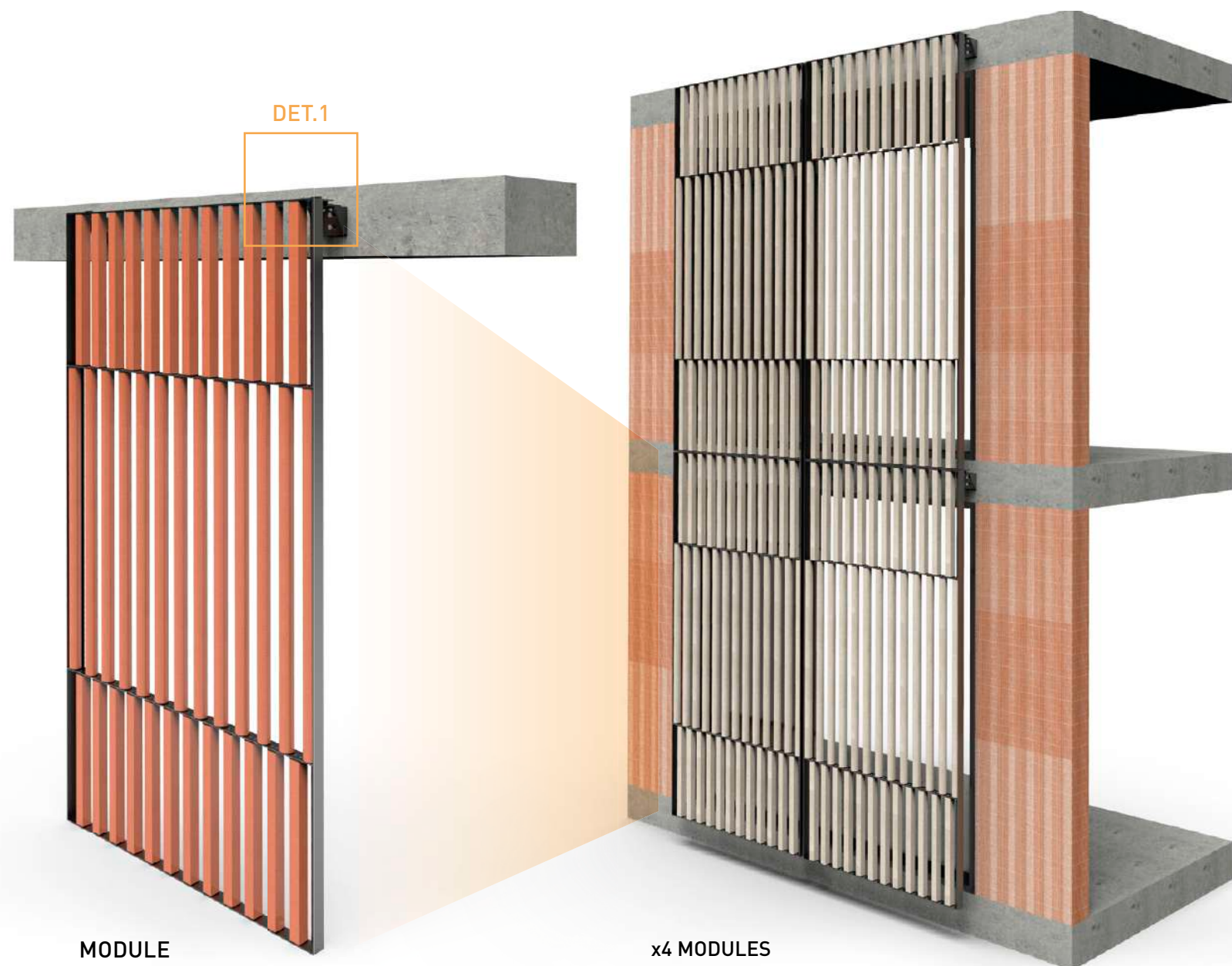
LOUVER MODULAR SYSTEM

HORIZONTAL VERTICAL SYSTEM

1. Support Bracket 01
2. Support Bracket 02
3. Louver 01 _ Spheric Ø 60
4. Louver 02 _ Briol 50x50
5. Vertical Aluminum Profile 30x30
6. Plastic Anchor
7. Metallic Frame E:6mm
8. Epdm
9. Autoscrew N12 4.2x22 Without Washer
10. Screw M12 With Nut




1. MODULE ANCHOR SYSTEM DETAIL




MODULE

x4 MODULES

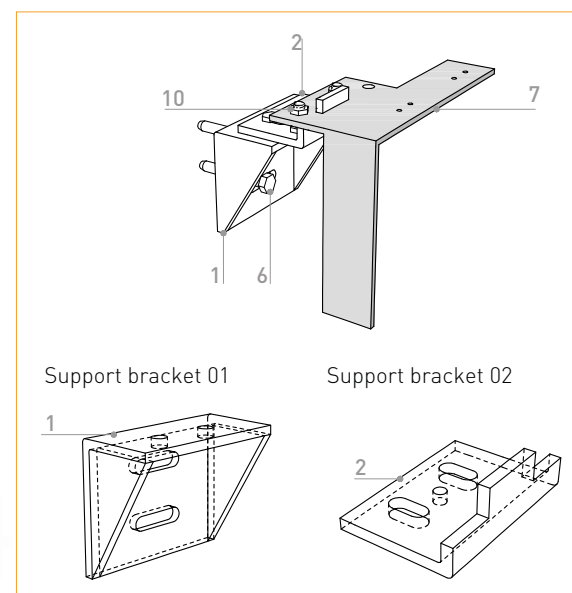
SECTIONS



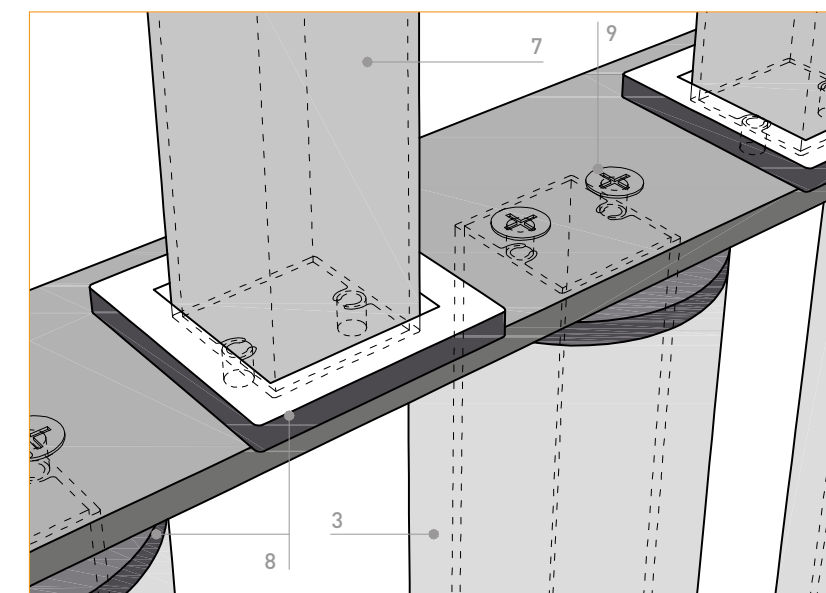
ELEVATION



1. MODULE ANCHOR SYSTEM



2. LOUVERS ANCHOR SYSTEM



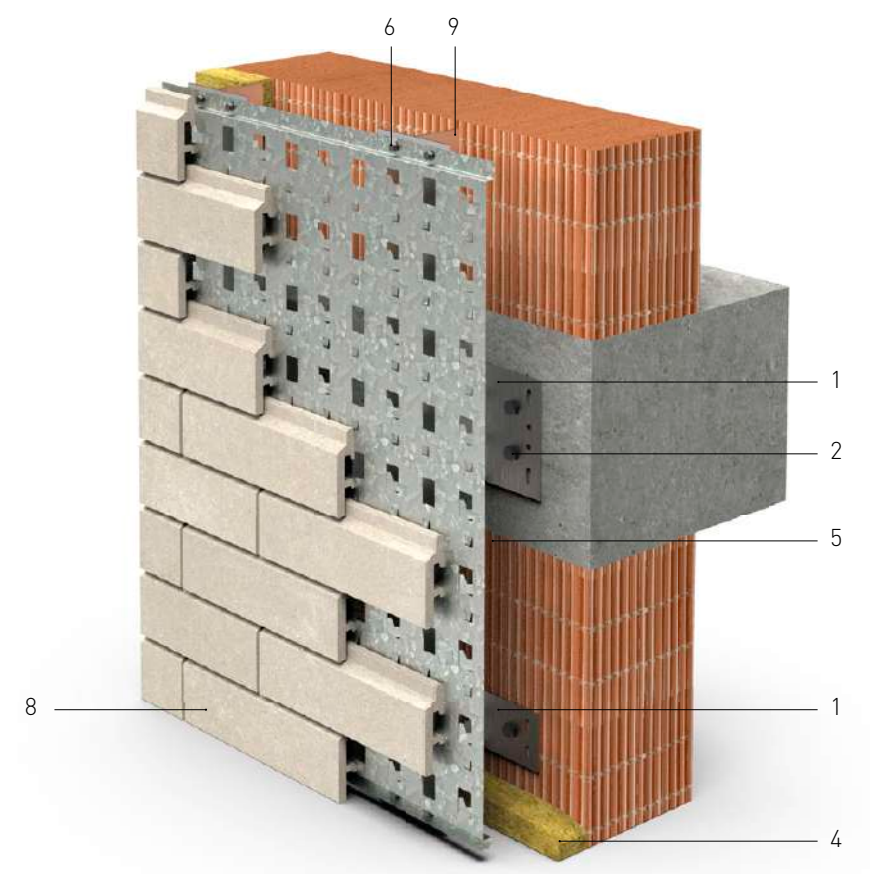


[PROJECT] Promenada De Sibiu Shopping Mall, Rumania

STEEL SHEET BT-21 BRICK TILE SYSTEM

HORIZONTAL SYSTEM

1. Aluminum Bracket
2. Plastic Anchor
3. Autoscrew N12 5.5mm
4. Insulation
5. Galvanized Steel Sheet
6. Pan Head Screw
7. Fastening Mastic
8. Faveton Brick Tile E: 21mm
9. Aluminum Vertical Profile (PFC)

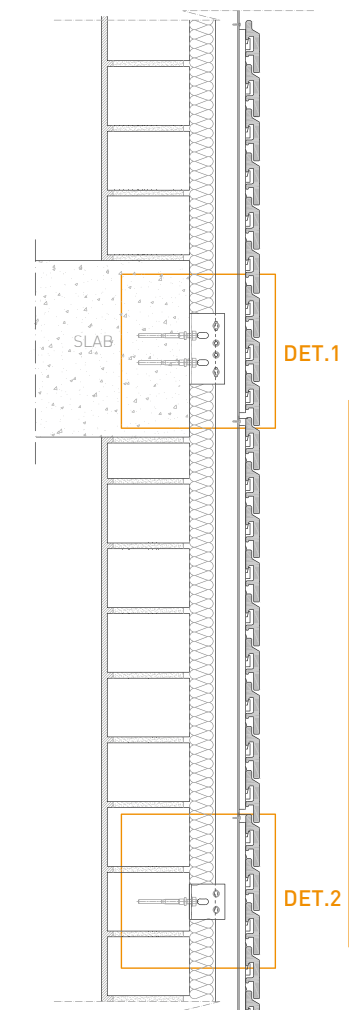


APPLICABLE TILES

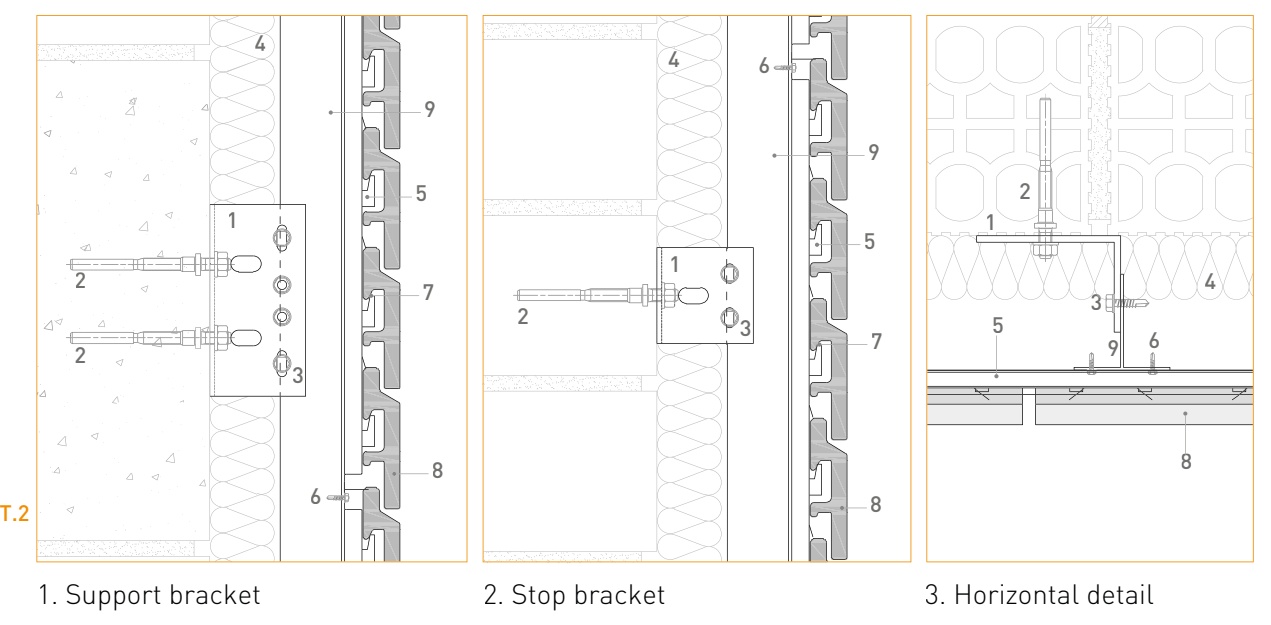
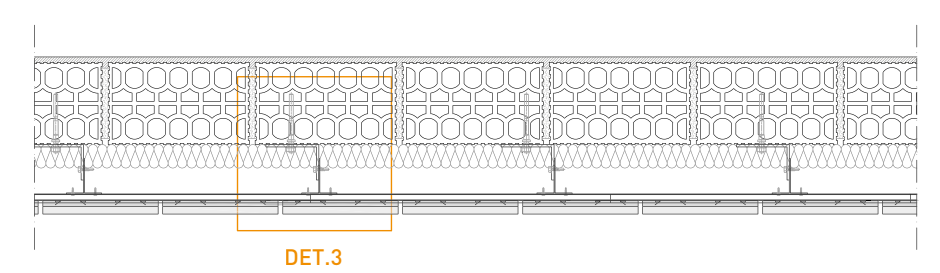


BT-21

VERTICAL SECTION



HORIZONTAL SECTION



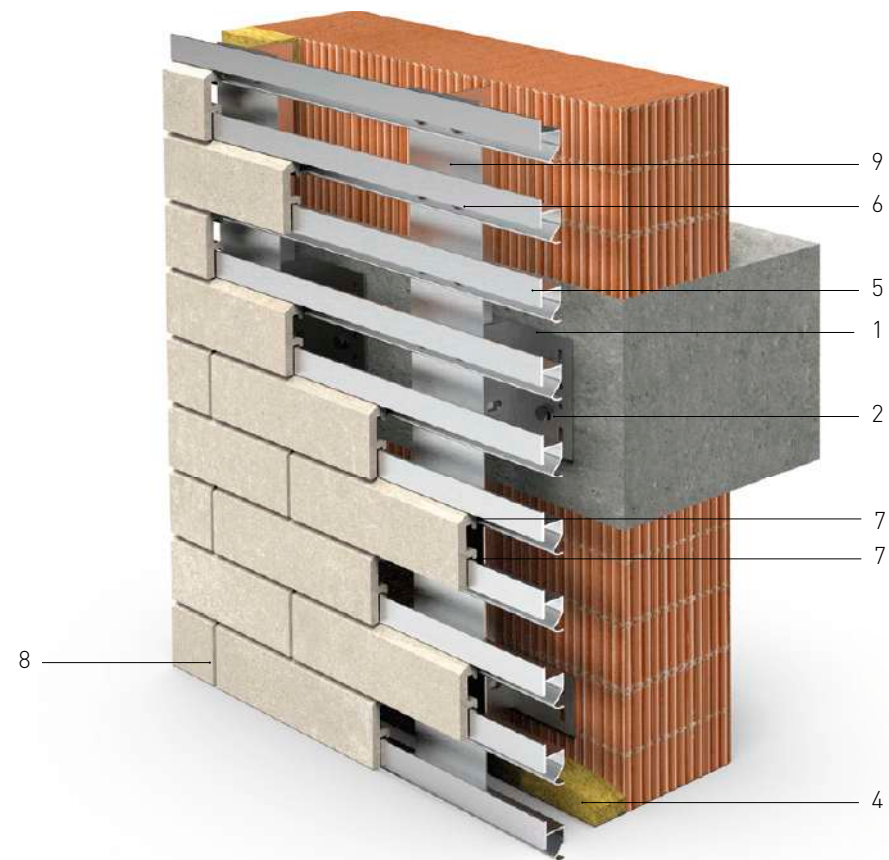
HORIZONTAL SYSTEM

- 1. Aluminum Bracket
- 2. Plastic Anchor
- 3. Autoscrew N12 5.5mm
- 4. Insulation
- 5. Aluminum Horizontal Profile (PFH)
- 6. Pan Head Screw
- 7. Fastening Mastic
- 8. Faveton Brick Tile E: 21mm
- 9. Aluminum Vertical Profile (PFC)

APPLICABLE TILES



BT-21



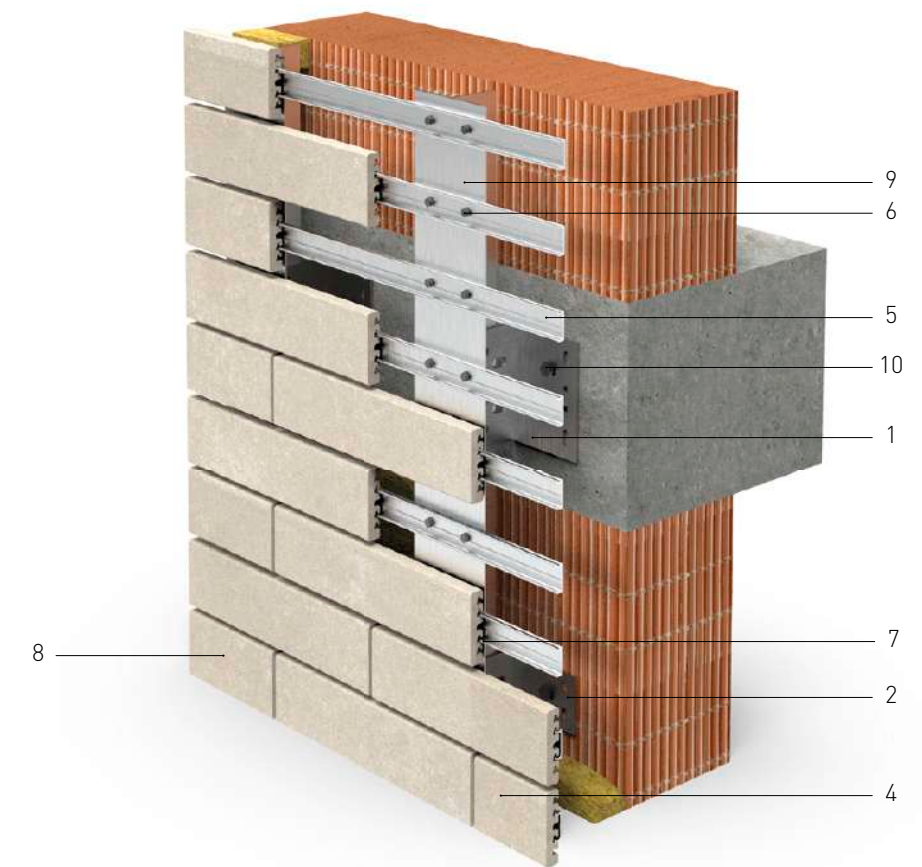
HORIZONTAL SYSTEM

- 1. Support - Stop Bracket
- 2. Stainless Steel Anchorage
- 3. Autoscrew N12 5.5mm
- 4. Insulation
- 5. Aluminum Horizontal Profile
- 6. Pan Head Screw
- 7. Fastening Mastic
- 8. Faveton Brick Tile
- 9. Aluminum Vertical Profile
- 10. Mechanical Anchorage

APPLICABLE TILES

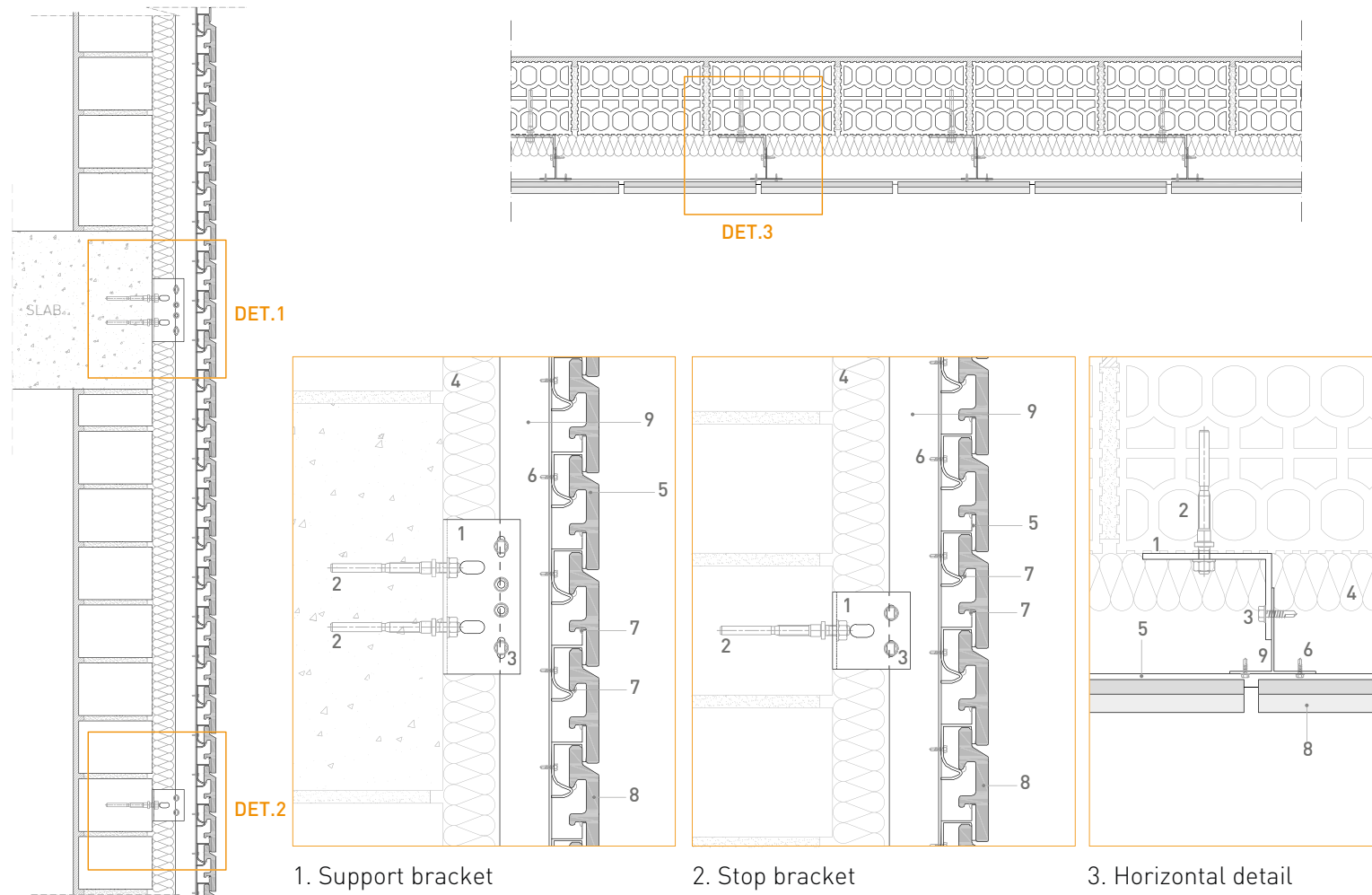


BT-14



VERTICAL SECTION

HORIZONTAL SECTION



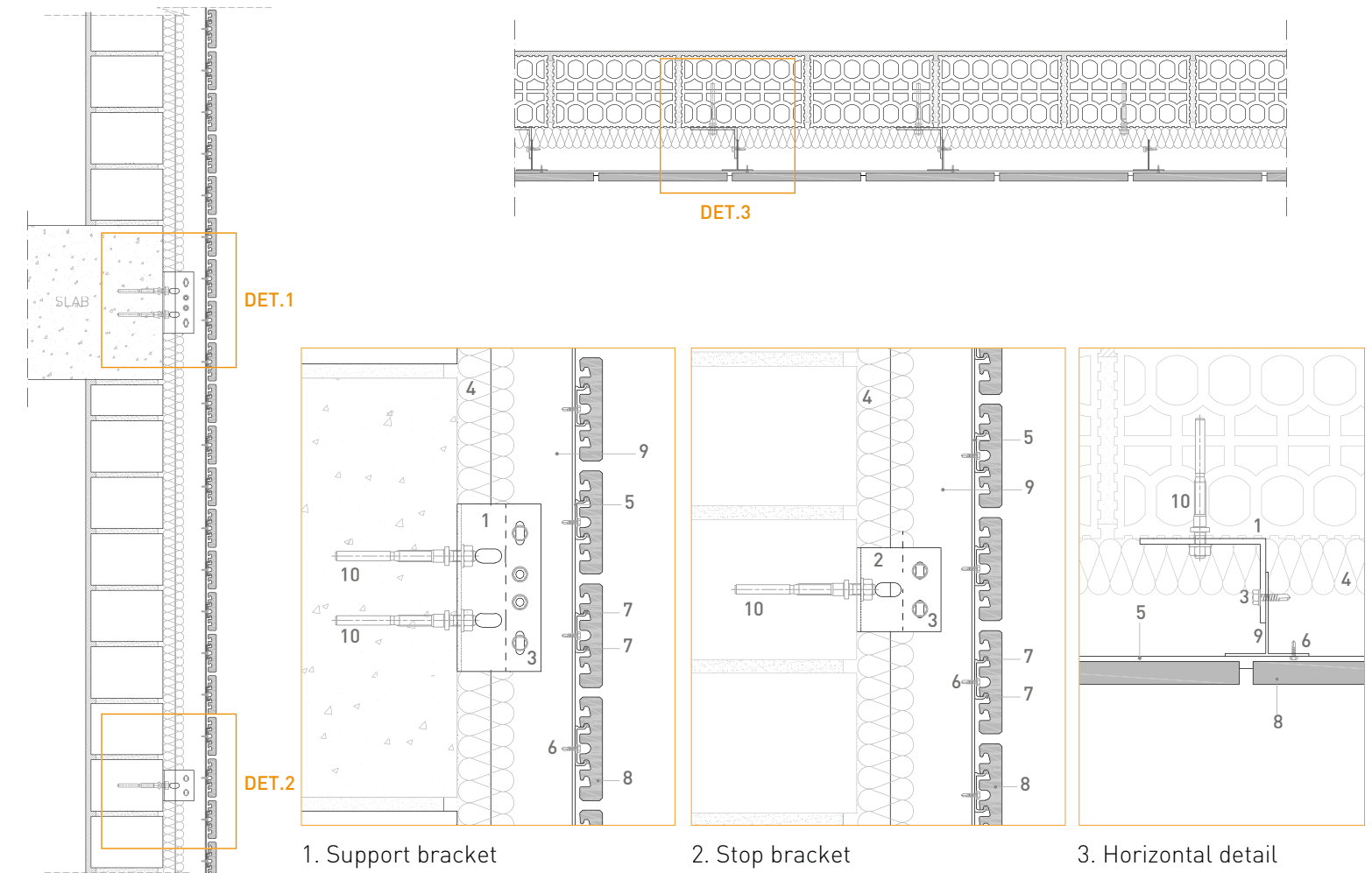
1. Support bracket

2. Stop bracket

3. Horizontal detail

VERTICAL SECTION

HORIZONTAL SECTION



1. Support bracket

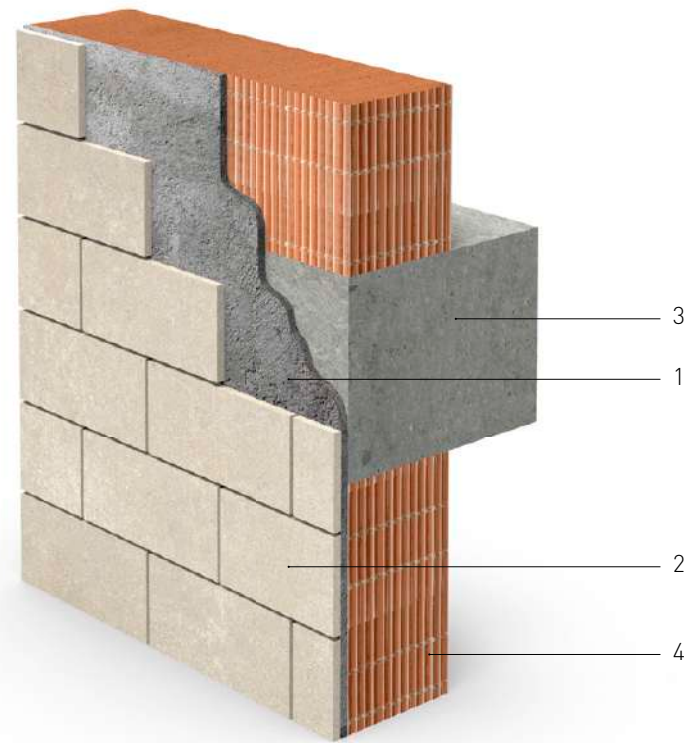

2. Stop bracket

3. Horizontal detail

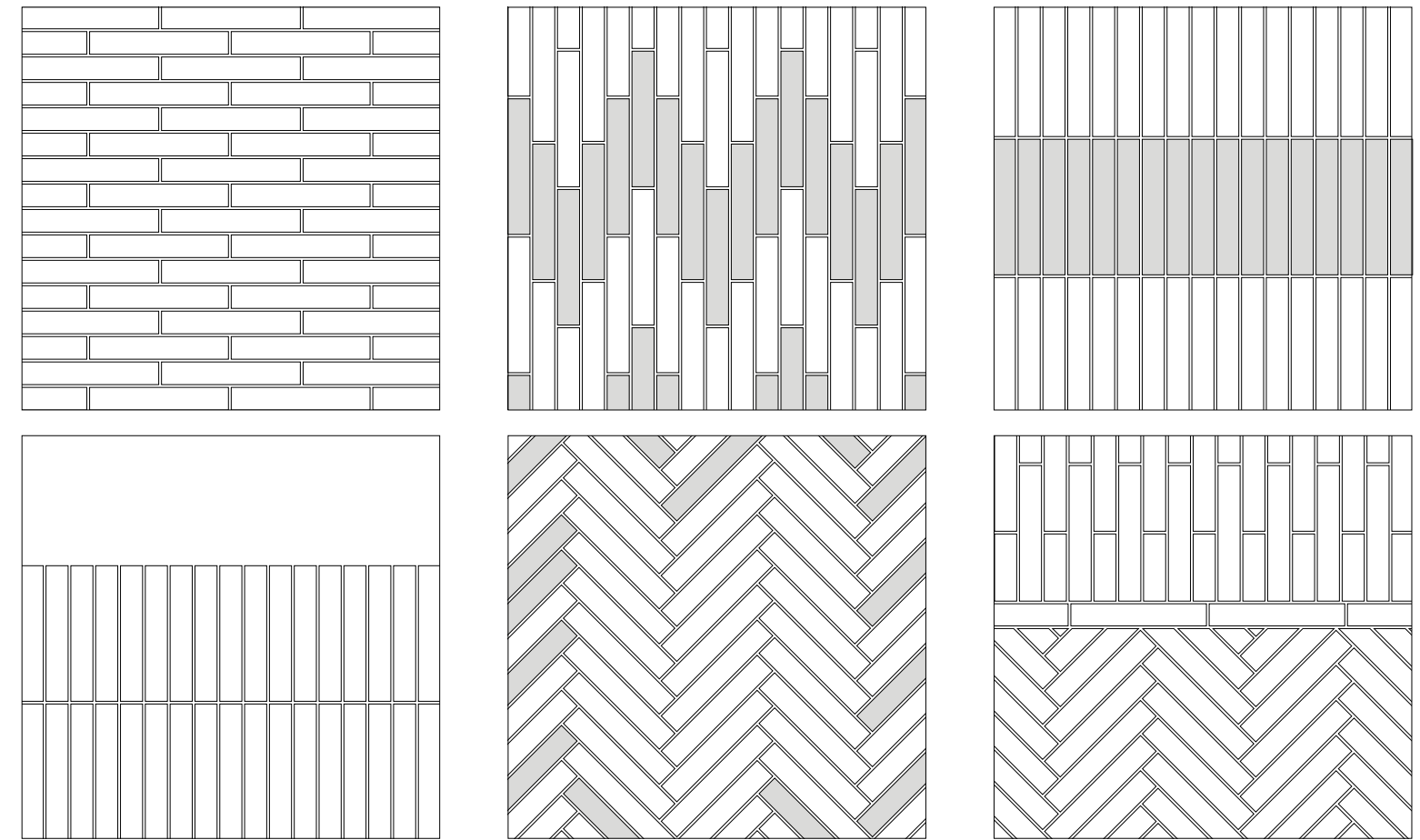


- 1. Mortal coating
- 2. Brick tile BT-10
- 3. Slab
- 4. Wall

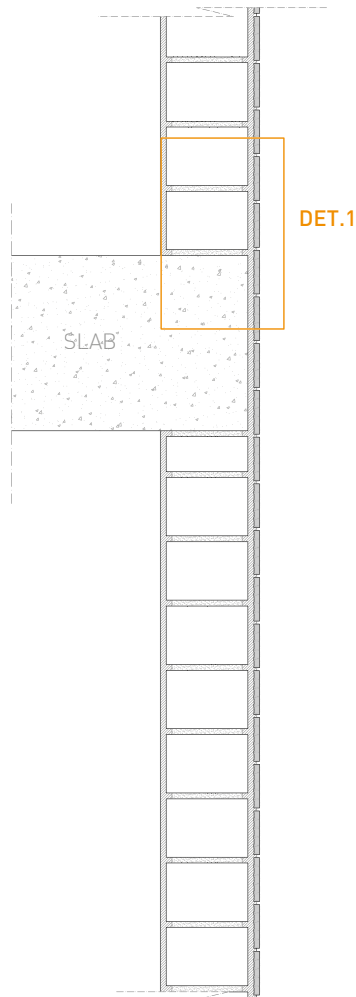
APPLICABLE TILES



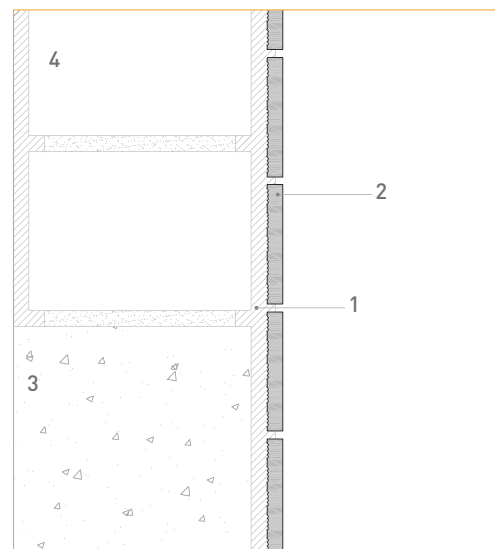
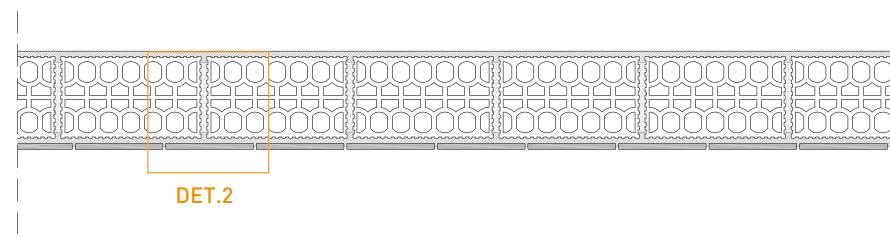
LAYING SUGGESTIONS




VERTICAL SECTION



HORIZONTAL SECTION



1. Vertical detail



2. Horizontal detail



VENTILATED FAÇADE

CERAM 20

Standard heights:
200-250-300-400-500mm
Maximum length: 1500mm
Weight: 32 kgs / m²
Thickness: 20mm
Standard joints:
10mm horizontal and vertical
Anchorage:
horizontal and vertical




CERAM 28

Standard heights:
200-250-300-350-400-450
500-600mm
Maximum length: 1500mm
Weight: 45 Kg / m²
Thickness: 28mm
Standard joints:
8mm horizontal and vertical
Anchorage:
horizontal and vertical




ACQUA

Standard heights:
200-300-400-500-600mm
Maximum length: 1500mm
Weight: 32 kgs/m²
Thickness: 20mm
Standard joints:
4mm horizontal and vertical
Anchorage:
horizontal and vertical



ELAR

Customized designed substructure
Height: up to 400mm
Maximum length: 1200mm
Weight: 30 kgs/m²
Thickness: 16mm



WALL CLADDING

BRICK TILE

Length: up to 300 mm.
(between axes)
Variable joints according to system

BT10 - 150x10
Anchorage: multiple solutions
Glued

BT14 - 74x14
Ventilated system
Sandwich panel
Anchorage: horizontal

BT21 - 90x21
Ventilated system
Sandwich panel
Anchorage: horizontal



LOUVERS

LOUVERS

Maximum length: 1500 mm
Anchorage:
horizontal and vertical
Customized design substructure
Pivoting system
Modular system



SOLUTIONS

SOLUTIONS

Maximum length: 1500 mm
Anchorage:
horizontal and vertical
Customized design substructure
Monoblock pieces
Cut corners and curves



Create with us!

DESIGNS


Standard heights:
200-250-300-350-400-450
500-600mm
Maximum length: 1500mm

Body coloured
Glazed finishes
Raw surfaces
Innova colours



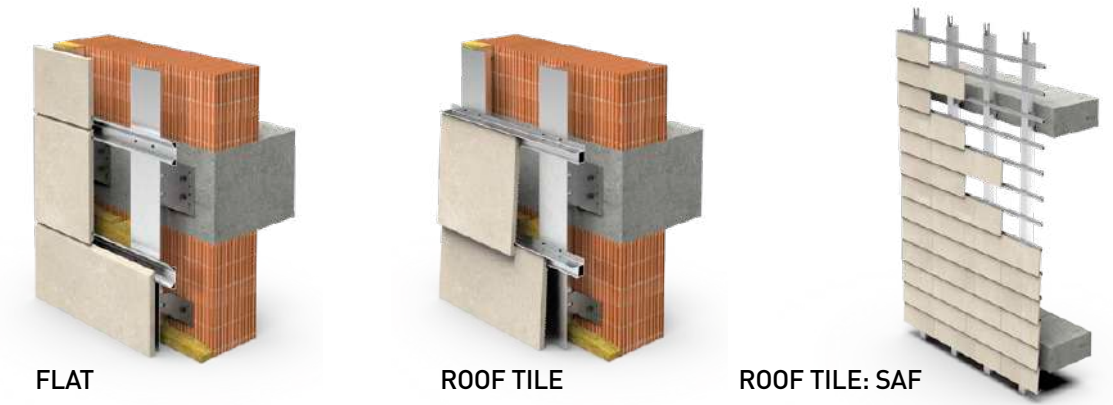


VENTILATED FAÇADE

<p>SAH -SAV</p> <p>AQUA CERAM</p>	<p>SAC</p> <p>AQUA CERAM</p>	<p>SAC-0</p> <p>AQUA CERAM</p>	<p>SAO</p> <p>AQUA CERAM</p>	<p>SAF</p> <p>AQUA horizontal and vertical CERAM horizontal ELAR horizontal</p>
<p>Anchorage system: SAH: horizontal SAV: vertical (AQUA)</p> <p>System possibilities Ventilated façade Ventilated façade insulation</p> 	<p>Anchorage: horizontal</p> <p>System possibilities Ventilated façade Ventilated façade insulation</p> 	<p>Anchorage: horizontal</p> <p>System possibilities Ventilated façade Ventilated façade insulation</p> 	<p>Anchorage: horizontal</p> <p>System possibilities Ventilated façade Ventilated façade insulation</p> 	<p>Anchorage: SAF-H: horizontal SAF-V: vertical (AQUA)</p> <p>System possibilities Ventilated façade Ventilated façade insulation</p> 

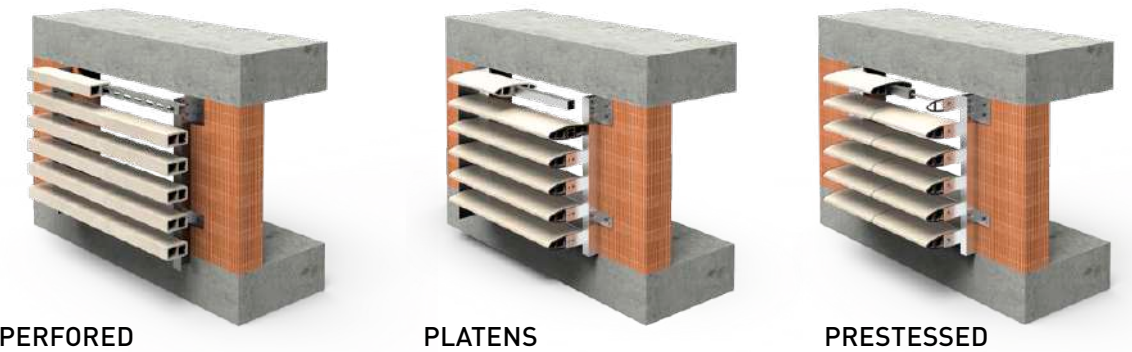
ELAR

Anchorage: horizontal
System possibilities: Ventilated façade | Ventilated façade insulation



LOUVERS

Pivoting system | Modular system
Anchorage: horizontal and vertical



BRICK TILE

Anchorage: horizontal
System possibilities: Ventilated façade | Sandwich panel



OUR COMMITMENT TO THE ENVIRONMENT



Environmental commitment in FAVETON:

We focus on meeting the environmental objectives through the support and participation of all those involved in their production and distribution operations.

We identify the direct and indirect environmental aspects of our activities and ensure appropriate controls to prevent pollution and emission regulation.

We try to reduce / minimize gas emissions from all our production process.

We minimize the consumption of energy, water and the generation of waste as much as possible.

The resources used in the production process are as much as possible obtained from recycled / renewable sources and are used efficiently.

We try to conserve and when possible to improve biodiversity in the area, working in partnership with organizations dedicated to improve the natural environment.

We establish objectives and goals annually with which we evaluate performance in relation to the objectives set.





Cra. Herrera de los navarros, Km 1,5.
50450 Muel - Zaragoza (España)
P (+34) 976 140 311
E info@faveton.com
W www.faveton.com



FAVETON[®]

EDITION JANUARY 2022

The publisher assumes no liability for typographical errors.
Color deviations to the original products may occur during the printing process.