




# THE EVOLUTION OF TIMELESS

LIVE YOUR TILES





NOGAL  
COLLECTION

4/11

INFINITY  
EVOLUTION



12/19



INFINITY  
COLLECTION

20/21

PANTHEON  
EVOLUTION




22/31



PANTHEON  
· WALL ·  
COLLECTION

32/35



BARNABY  
COLLECTION

36/39



MADOX  
COLLECTION

40/43

ATELIER  
ELEGANCE

44/45

TEMPO

46

ANDIRA/KITAI

47



## Aged Effect: Timeless Charm

¡Bienvenido al mundo de la atemporalidad con nuestro innovador efecto "Aged", una fusión perfecta entre el pasado y el presente.

Mediante una cuidadosa y avanzada técnica, hemos logrado dar un efecto envejecido a la superficie de nuestro porcelánico otorgándole una textura natural que cautiva los sentidos. Cada pieza se convierte en una obra maestra única, con sutiles matices que reflejan la belleza del paso del tiempo y donde la autenticidad y la sofisticación se funden en cada detalle.

Welcome to the world of timelessness with our innovative "Aged" effect, a perfect fusion of past and present.

Through a careful and advanced technique, we have managed to give an aged effect to the surface of our porcelain tile giving it a natural texture that captivates the senses. Each piece becomes a unique masterpiece, with subtle nuances that reflect the beauty of the passage of time and where authenticity and sophistication merge in every detail.

Bienvenue dans le monde de l'intemporalité avec notre effet Aged innovant, une fusion parfaite entre le passé et le présent.

Grâce à une technique minutieuse et avancée, nous avons réussi à donner un effet vieilli à la surface de nos carreaux de porcelaine, en lui conférant une texture naturelle qui captive les sens. Chaque pièce devient un chef-d'œuvre unique, avec des nuances subtiles qui reflètent la beauté du passage du temps et où l'authenticité et la sophistication se fondent dans chaque détail.



## Lappato effect: Redefining Elegance

Adéntrate en la nueva dimensión de la elegancia con nuestro efecto "Lappato" presente en nuestras colecciones más exclusivas.

Cada pieza de nuestro porcelánico lappato brilla con un esplendor cautivador, capturando la luz de manera exquisita y realzando los detalles. Al mismo tiempo, su textura suave y sedosa ofrece una experiencia táctil agradable y sutil.

Step into a new dimension of elegance with our "Lappato" effect present in our most exclusive collections.

Each piece of our lappato porcelain shines with captivating splendor, capturing light exquisitely and enhancing details. At the same time, its soft and silky texture offers a pleasant and subtle tactile experience.

Entrez dans une nouvelle dimension de l'élégance avec notre effet "Lappato" que l'on retrouve dans nos collections les plus exclusives.

Chaque pièce de notre porcelaine Lappato brille d'une splendeur captivante, captant la lumière de manière exquise et mettant en valeur les détails. En même temps, sa texture douce et soyeuse offre une expérience tactile agréable et subtile.



## The Evolution of Timeless

Inspirado en la evolución misma, este nuevo acabado cerámico va más allá de lo estático, creando una textura dinámica que fluye sin interrupciones por toda la superficie.

Así como la vida y el mundo evolucionan en todos sus aspectos, 'Evolution' redefine la cerámica, narrando una historia visual en cada rincón y rindiendo homenaje a la eterna marcha del cambio.

Inspired by evolution itself, this new ceramic finish goes beyond the static, creating a dynamic texture that flows seamlessly across the surface.

Just as life and the world evolve in all its aspects, 'Evolution' redefines ceramics, telling a visual story in every corner and paying homage to the eternal march of change.

Inspirée par l'évolution elle-même, cette nouvelle finition céramique va au-delà de la statique, créant une texture dynamique qui s'étend de manière fluide sur la surface.

Tout comme la vie et le monde évoluent dans tous leurs aspects, "Evolution" redéfinit la céramique, en racontant une histoire visuelle dans chaque coin et en rendant hommage à la marche éternelle du changement.



THE EVOLUTION OF TIMELESS

# LIVE YOUR TILES



# NOGAL

COLLECTION

## NOGAL, DONDE LA ELEGANCIA SE ENCUENTRA CON LA CALIDEZ DE LA MADERA.

Nogal, where elegance meets the warmth of wood / Nogal, où l'élégance rencontre la chaleur du bois.

Disponibile en 4 tonos naturales cuidadosamente diseñados, esta colección captura la esencia del Nogal en su forma más elegante y serena.

Las vetas de la madera nogal son uno de los aspectos más distintivos y admirados. Siguen patrones ondulados, curvas suaves o líneas rectas que recorren la superficie y le dan su carácter único.

Available in 4 carefully designed natural shades, this collection captures the essence of Walnut in its most elegant and serene form.

Walnut wood grains are one of the most distinctive and admired aspects. They follow wavy patterns, soft curves or straight lines that run across the surface and give it its unique character.

Disponibile en 4 teintes naturelles soigneusement conçues, cette collection capture l'essence du noyer dans sa plus grande élégance et sérénité.

Le grain du bois de noyer est l'un de ses aspects les plus distinctifs et les plus admirés. Ils suivent des motifs ondulés, des courbes douces ou des lignes droites qui parcourent la surface et lui confèrent son caractère unique.



12  
Slabs  
25x150

12  
Slabs  
22.5x119.5

12  
Slabs  
23.5x120

26  
Slabs  
15.3x58.9



# NOGAL

COLLECTION

- Pav. y Rev. Floor&Wall
- Mate Matt
- Porcelánico Porcelain Tile
- Antihielo Frost Resistant
- Rectificado Rectified
- Moderate Variation



ASH



ALMOND



MAPLE



AMBER

[ COLOURS ]



# NOGAL

COLLECTION



25x150 RECT  
9.8"x60"

- NOGAL ASH// P242
- NOGAL ALMOND// P242
- NOGAL MAPLE// P242
- NOGAL AMBER// P242



22.5x119.5 RECT  
8.8"x47"

- NOGAL ASH// P136
- NOGAL ALMOND// P136
- NOGAL MAPLE// P136
- NOGAL AMBER// P136



23.3x120  
9.1"x48"

- NOGAL ASH// P135
- NOGAL ALMOND// P135
- NOGAL MAPLE// P135
- NOGAL AMBER// P135



15.3x58.9  
6"x23.1"

- NOGAL ASH// P60
- NOGAL ALMOND// P60
- NOGAL MAPLE// P60
- NOGAL AMBER// P60



30x90 RECT  
11.8"x35.4"

- NOGAL ELEGANCE ASH// W325
- NOGAL ELEGANCE ALMOND// W325
- NOGAL ELEGANCE MAPLE// W325
- NOGAL ELEGANCE AMBER// W325

[ PORCELAIN TILES ]

[ WHITE BODY RECTIFIED ]



**NOGAL**  
COLLECTION

**30x90 PASTA BLANCA RECTIFICADA**  
RECTIFIED WHITE BODY · PÂTE BLANCHE RECTIFIÉ

- Revestimiento  
Wall Tiles
- Matte  
Matt
- Relieve  
Relief
- Substantial  
Variation
- Rectificado  
Rectified
- 4  
Slabs  
30x90



NOGAL ELEGANCE ALMOND 30X90 // W325



NOGAL ELEGANCE MAPLE 30X90 // W325



NOGAL ELEGANCE AMBER 30X90 // W325



NOGAL ELEGANCE ASH 30X90 // W325

Your  
**Virtual Experience**  
starts here...

Through this 360° virtual tour you can discover every detail of our novelties.  
Look for this icon in the catalog...



360 Virtual Tour:



Complete collection:



Floor: NOGAL MAPLE 25X150 RECT  
Wall: NOGAL ELEGANCE MAPLE 30X90 RECT



NOGAL ELEGANCE AMBER 30X90 RECT  
MADOX LAPPATO ANTRACITA 60X120 RECT

NOGAL ALMOND 15.3X58.9



NOGAL AMBER 25X150 RECT

# INFINITY

## EVOLUTION



· Reality Power ·



8

Slabs  
75x150

12

Slabs  
60x120

9

Slabs  
100x100

24

Slabs  
60x60

## INFINITY, LA COLECCIÓN DE PIEDRA NATURAL CON UNA TEXTURA ÚNICA.

Infinity, the natural stone collection with a unique texture. / Infinity, la collection de pierres naturelles à la texture unique.

La colección Infinity es más que una piedra. Su textura y diseño natural, con suaves vetas y detalles por toda su superficie nos muestran la autenticidad que el mundo natural tiene para ofrecer.

El acabado evolution le aporta un contraste sutil y una textura natural increíblemente realista.

The Infinity collection is more than just stone. Its natural texture and design, with soft veins and details all over its surface show us the authenticity that the natural world has to offer.

The evolution finish gives it a subtle contrast and an incredibly realistic natural texture.

La collection Infinity est plus qu'une simple pierre. Sa texture et son design naturels, avec des veines douces et des détails sur toute sa surface, nous montrent l'authenticité que le monde naturel a à offrir.

La finition évolution lui confère un contraste subtil et une texture naturelle incroyablement réaliste.

Ice

Grey


Beige

Taupe

# INFINITY EVOLUTION

RECTIFIED PORCELAIN TILES  
PORCELÁNICO RECTIFICADO · RECTIFIÉ GRÉS CERÁME

- Pav y Rev Floor & Wall
- Evolution Finish
- Porcelánico Porcelain Tile
- Antifrost Frost Resistant
- Rectificado Rectified
- Moderato Variation




75X150 RECT  
29.5"X59"

- INFINITY EVOLUTION ICE P569
- INFINITY EVOLUTION BEIGE P569
- INFINITY EVOLUTION GREY P569
- INFINITY EVOLUTION TAUPE P569



60X120 RECT  
23.6"X47.2"

- INFINITY EVOLUTION ICE P559
- INFINITY EVOLUTION BEIGE P559
- INFINITY EVOLUTION GREY P559
- INFINITY EVOLUTION TAUPE P559



100X100 RECT  
40"X40"


- INFINITY EVOLUTION ICE P566
- INFINITY EVOLUTION BEIGE P566
- INFINITY EVOLUTION GREY P566
- INFINITY EVOLUTION TAUPE P566



60X60 RECT  
23.6"X23.6"

- INFINITY EVOLUTION ICE P565
- INFINITY EVOLUTION BEIGE P565
- INFINITY EVOLUTION GREY P565
- INFINITY EVOLUTION TAUPE P565

## MOSAICS



MALLA.  
INFINITY EVOLUTION P210

30X30 CM / 12"X12"



HEXÁGONO.  
INFINITY EVOLUTION P270

28.3X26.5 CM / 11.1"X10.4"



SQUIRCLE.  
INFINITY EVOLUTION P270

29.7X29.7 CM / 12"X12"

Available in all colours



Wall:  
INFINITY EVOLUTION SQUIRLE ICE MOSAICO  
INFINITY EVOLUTION ICE 75X150 RECT  
  
Floor:  
INFINITY EVOLUTION GREY 100X100 RECT



Floor:  
INFINITY EVOLUTION ICE 60X120 RECT

Your  
**Virtual Experience**  
starts here...

Through this 360° virtual tour you can  
discover every detail of our  
novelties.

Look for this icon in the catalog.



360 Virtual Tour:



Complete collection:



# INFINITY

EVOLUTION



Floor:  
INFINITY EVOLUTION BEIGE 75X150 RECT



• Reality Power •



# INFINITY

COLLECTION

- Pav. y Rev. Floor&Wall
- Mate Matt
- Porcelánico Porcelain Tile
- Antihielo Frost Resistant
- Moderada Variation
- 24 Slabs 60.5x60.5
- 25 Slabs 30x60

PORCELAIN TILES · PORCELÁNICO · GRÈS CERÁME




ICE

GREY

BEIGE

TAUPE

[ COLOURS ]



60.5X60.5  
24"X24"

ICE MATE// P75  
BEIGE MATE// P75  
GREY MATE// P75  
TAUPE MATE// P75



30X60  
11.8"X23.6"

ICE MATE// P95  
BEIGE MATE// P95  
GREY MATE// P95  
TAUPE MATE// P95

Complete collection:



Floor:  
INFINITY TAUPE 60.5X60.5

# PANTHEON

EVOLUTION



· The Evolution of Timeless ·



· Reality Power ·

## PANTHEON, THE EVOLUTION OF TIMELESS

Creada a partir del distinguido travertino Italiano y disponible en las expresiones vanguardistas de Crosscut o la clásica elegancia de Veincut, esta colección significa un paso más allá en la evolución de la cerámica.

Dispone de 4 tonos, 2 cálidos con tonos dorados mezclados con matices de beige y dos fríos con una apariencia suave y Elegante, proporcionando un aspecto contemporáneo.

La textura "Evolution" añade profundidad y carácter y redefine los límites de la elegancia, es casi como si pudieras sentir cada pequeño detalle bajo tus dedos.

Created from the distinguished Italian travertine and available in the avant-garde expressions of Crosscut or the classic elegance of Veincut, this collection signifies a further step in the evolution of ceramics.

Available in 4 shades, 2 warm shades with golden tones mixed with shades of beige and 2 cool ones with a soft and elegant appearance, providing a contemporary look.

The "Evolution" texture adds depth and character and redefines the limits of elegance, it is almost as if you can feel every little detail under your fingers.

Créée à partir du travertine italien et disponible dans les expressions avant-gardistes de Crosscut ou dans l'élégance classique de Veincut, cette collection marque une nouvelle étape dans l'évolution de la céramique.

Elle se décline en 4 teintes, 2 chaudes avec des tons dorés mélangés à des nuances de beige et 2 froides avec une apparence douce et élégante, offrant un look contemporain.

La texture "Evolution" ajoute de la profondeur et du caractère et redéfinit les limites de l'élégance, c'est presque comme si vous pouviez sentir chaque petit détail sous vos doigts.

PANTHEON  
 EVOLUTION

CROSSCUT

PANTHEON  
 EVOLUTION

VEINCUT

PANTHEON  
 EVOLUTION

CROSSCUT LAPPATO



GRISEO LAPPATO CROSSCUT

CROSSCUT

Colours




Album



Griseo



Ebur




Nuces

PANTHEON CROSSCUT  
EVOLUTION

PORCELAIN TILES · PORCELÁNICO · GRÈS CERÁME

- Pav y Rev / Floor & Wall
- Porcelánico / Porcelain Tile
- Anthielo / Frost Resistant
- Rectificado / Rectified
- Moderate Variation
- Evolution Finish
- Lappato Sempulido
- Mate Matt
- Slabs 100x100
- Slabs 60x120
- Slabs 60x60
- Slabs 30x60



100X100 RECT  
40"X40"

PANTHEON EVOLUTION CROSSCUT ALBUM P566  
PANTHEON EVOLUTION CROSSCUT GRISEO P566  
PANTHEON EVOLUTION CROSSCUT NUCES P566  
PANTHEON EVOLUTION CROSSCUT EBUR P566

PANTHEON EVOLUTION CROSSCUT ALBUM LAPPATO P567  
PANTHEON EVOLUTION CROSSCUT GRISEO LAPPATO P567  
PANTHEON EVOLUTION CROSSCUT NUCES LAPPATO P567  
PANTHEON EVOLUTION CROSSCUT EBUR LAPPATO P567



60X120 RECT  
23.6"X47.2"

PANTHEON EVOLUTION CROSSCUT ALBUM P559  
PANTHEON EVOLUTION CROSSCUT GRISEO P559  
PANTHEON EVOLUTION CROSSCUT NUCES P559  
PANTHEON EVOLUTION CROSSCUT EBUR P559

PANTHEON EVOLUTION CROSSCUT ALBUM LAPPATO P562  
PANTHEON EVOLUTION CROSSCUT GRISEO LAPPATO P562  
PANTHEON EVOLUTION CROSSCUT NUCES LAPPATO P562  
PANTHEON EVOLUTION CROSSCUT EBUR LAPPATO P562



60X60 RECT  
23.6"X23.6"


PANTHEON EVOLUTION CROSSCUT ALBUM P565  
PANTHEON EVOLUTION CROSSCUT GRISEO P565  
PANTHEON EVOLUTION CROSSCUT NUCES P565  
PANTHEON EVOLUTION CROSSCUT EBUR P565



30X60  
11.8"X23.6"

PANTHEON ALBUM CROSSCUT MATE P95  
PANTHEON GRISEO CROSSCUT MATE P95  
PANTHEON EBUR CROSSCUT MATE P95  
PANTHEON NUCES CROSSCUT MATE P95

MOSAICS



**MALLA**  
PANTHEON EVOLUTION CROSSCUT P210

PANTHEON EVOLUTION CROSSCUT LAPPATO P269  
30X30 CM / 12"X12"



**HEXÁGONO.**  
PANTHEON EVOLUTION CROSSCUT P270

PANTHEON EVOLUTION CROSSCUT LAPPATO P271  
28,3X26,5 CM / 11,1"X10,4"



**PICKET.**  
PANTHEON EVOLUTION CROSSCUT P270

PANTHEON EVOLUTION CROSSCUT LAPPATO P271  
29,7X29,7 CM / 12"X12"



**SQUIRCLE**  
PANTHEON EVOLUTION CROSSCUT P270

PANTHEON EVOLUTION CROSSCUT LAPPATO P271  
29,7X29,7 CM / 12"X12"

Disponible en todos los colores  
Available in all colours / Disponible dans toutes les couleurs



Floor:  
PANTHEON EVOLUTION CROSSCUT LAPPATO GRISEO 100X100 RECT

# PANTHEON

EVOLUTION



· The Evolution of Timeless ·



Floor:  
PANTHEON EVOLUTION CROSSCUT ALBUM 100X100 RECT  
Wall:  
NOGAL ELEGANCE AMBER 30X90 RECT



VEINCUT

Colours



Album



Griseo



Ebur




Nuces

PANTHEON VEINCUT  
EVOLUTION

PORCELAIN TILES · PORCELÁNICO · GRÈS CERÁME

- 
- 
- 
- 
- 
- 
- 
- 
- 



60X120 RECT  
23.6"X47.2"


- PANTHEON EVOLUTION VEINCUT ALBUM P559
- PANTHEON EVOLUTION VEINCUT GRISEO P559
- PANTHEON EVOLUTION VEINCUT NUCES P559
- PANTHEON EVOLUTION VEINCUT EBUR P559



30X60  
11.8"X23.6"

- PANTHEON ALBUM VEINCUT MATE P95
- PANTHEON GRISEO VEINCUT MATE P95
- PANTHEON EBUR VEINCUT MATE P95
- PANTHEON NUCES VEINCUT MATE P95

MOSAICS




**MALLA.**  
PANTHEON EVOLUTION VEINCUT P210

30X30 CM / 12"X12"




**HEXÁGONO.**  
PANTHEON EVOLUTION VEINCUT P270

28,3X26,5 CM / 11,1"X10,4"



**PICKET.**  
PANTHEON EVOLUTION VEINCUT P270

29.7X29.7 CM / 12"X12"



**SQUIRICLE.**  
PANTHEON EVOLUTION VEINCUT P270

29.7X29.7 CM / 12"X12"

Disponible en todos los colores  
Available in all colours / Disponible dans toutes les couleurs



Floor:  
PANTHEON EVOLUTION CROSSCUT NUCES 100X100 RECT  
MOSAICO PANTHEON EVOLUTION HEXAGONO NUCES  
Wall:  
PANTHEON EVOLUTION VEINCUT NUCES 60X120 RECT

Your  
**Virtual Experience**  
starts here...

Through this 360° virtual tour you can discover every detail of our novelties.  
Look for this icon in the catalog.









360 Virtual Tour:

Complete collection:



**PANTHEON**  
WALL  
COLLECTION

PANTHEON  
**VEINCUT** | 20X60 PASTA ROJA  
RED BODY · PÂTE ROUGE

-  Revestimiento  
Wall Tiles
-  Mate  
Matt
-  Brillo  
Glossy
-  Relieve  
Relief
-  Moderate  
Variation
-  Slabs  
20x60



PANTHEON VEINCUT ALBUM MATE W115  
PANTHEON VEINCUT ALBUM BRILLO W117




PANTHEON VEINCUT CURVE ALBUM MATE W125  
PANTHEON VEINCUT CURVE ALBUM BRILLO W125




PANTHEON VEINCUT GRISEO MATE W115  
PANTHEON VEINCUT GRISEO BRILLO W117



PANTHEON VEINCUT CURVE GRISEO MATE W125  
PANTHEON VEINCUT CURVE GRISEO BRILLO W125



PANTHEON VEINCUT EBUR MATE W115  
PANTHEON VEINCUT EBUR BRILLO W117



PANTHEON VEINCUT CURVE EBUR MATE W125  
PANTHEON VEINCUT CURVE EBUR BRILLO W125



PANTHEON VEINCUT NUCES MATE W115  
PANTHEON VEINCUT NUCES BRILLO W117



PANTHEON VEINCUT CURVE NUCES MATE W125  
PANTHEON VEINCUT CURVE NUCES BRILLO W125



Floor:  
PANTHEON CROSSCUT GRISEO MATE 30X60  
Wall:  
PANTHEON VEINCUT ALBUM MATE 20X60  
PANTHEON VEINCUT CURVE ALBUM MATE 20X60



PANTHEON  
WALL  
COLLECTION

30X90 PASTA BLANCA RECTIFICADA · RECTIFIED WHITE BODY · PÂTE BLANCHE RECTIFIÉ



PANTHEON ALBUM VEINCUT MATE 30X90 // P570  
PANTHEON ALBUM VEINCUT BRILLO 30X90 // P411



PANTHEON EBUR VEINCUT MATE 30X90 // P570  
PANTHEON EBUR VEINCUT BRILLO 30X90 // P411



PANTHEON DUNAS ALBUM VEINCUT MATE 30X90 // P571  
PANTHEON DUNAS ALBUM VEINCUT BRILLO 30X90 // P412



PANTHEON DUNAS EBUR VEINCUT MATE 30X90 // P571  
PANTHEON DUNAS EBUR VEINCUT BRILLO 30X90 // P412



PANTHEON GRISEO VEINCUT MATE 30X90 // P570  
PANTHEON GRISEO VEINCUT BRILLO 30X90 // P411



PANTHEON NUCES VEINCUT MATE 30X90 // P570  
PANTHEON NUCES VEINCUT BRILLO 30X90 // P411



PANTHEON DUNAS GRISEO VEINCUT MATE 30X90 // P571  
PANTHEON DUNAS GRISEO VEINCUT BRILLO 30X90 // P412



PANTHEON DUNAS NUCES VEINCUT MATE 30X90 // P571  
PANTHEON DUNAS NUCES VEINCUT BRILLO 30X90 // P412



BULLNOSE  
8X30 / 3.15"X11.8"  
Available in all colours

Your  
Virtual Experience  
starts here...



360 Virtual Tour:



Complete collection:



Through this 360° virtual tour you can discover every detail of our novelties.  
Look for this icon in the catalog.



Floor:  
PANTHEON EVOLUTION CROSSCUT EBUR 100X100 RECT  
Wall:  
PANTHEON VEINCUT EBUR 30X90 MATE / DUNAS 30X90 RECT  
PANTHEON EVOLUTION VEINCUT SQUIRCLE EBUR



**AGED**  
EFFECT

### · Timeless Charm ·

¡Bienvenido al mundo de la atemporalidad con nuestro innovador efecto "Aged", una fusión perfecta entre el pasado y el presente.

Mediante una cuidadosa y avanzada técnica, hemos logrado dar un efecto envejecido a la superficie de nuestro porcelánico otorgándole una textura natural que cautiva los sentidos. Cada pieza se convierte en una obra maestra única, con sutiles matices que reflejan la belleza del paso del tiempo y donde la autenticidad y la sofisticación se funden en cada detalle.

Welcome to the world of timelessness with our innovative "Aged" effect, a perfect fusion of past and present.

Through a careful and advanced technique, we have managed to give an aged effect to the surface of our porcelain tile giving it a natural texture that captivates the senses. Each piece becomes a unique masterpiece, with subtle nuances that reflect the beauty of the passage of time and where authenticity and sophistication merge in every detail.

Bienvenue dans le monde de l'intemporalité avec notre effet Aged innovant, une fusion parfaite entre le passé et le présent.


Grâce à une technique minutieuse et avancée, nous avons réussi à donner un effet vieilli à la surface de nos carreaux de porcelaine, en lui conférant une texture naturelle qui captive les sens. Chaque pièce devient un chef-d'œuvre unique, avec des nuances subtiles qui reflètent la beauté du passage du temps et où l'authenticité et la sophistication se fondent dans chaque détail.

BARNABY 




60X120 RECT  
23.6"X47.2"

BARNABY AGED WHITE MATE P564



100X100 RECT  
40"X40"

BARNABY AGED WHITE MATE P568



MALLA.  
BARNABY AGED WHITE  
P210

30X30 CM / 12"X12"




HEXÁGONO.  
BARNABY AGED WHITE  
P270

28,3X26,5 CM / 11,1"X10,4"



ORNAS.  
BARNABY AGED WHITE  
P276

29,8X28.6CM / 11,7"X11,3"



# BARNABY

COLLECTION



Pav. y Rev.  
Floor & Wall



Mate  
Matt



Porcelánico  
Porcelain Tile



Antihielo  
Frost Resistant



Rectificado  
Rectified



Substantial  
Variation



Tinta Brillo  
Shine Ink Effect




Aged  
Finish



9  
Slabs  
100x100



13  
Slabs  
60x120



Floor:  
BARNABY AGED WHITE 100X100 RECT  
Wall:  
BARNABY AGED WHITE 100X100 RECT / NOGAL MAPLE 25X150 RECT

Complete collection:





LAPPATO  
EFFECT

### · Redefining Elegance ·

Adéntrate en la nueva dimensión de la elegancia con nuestro efecto "Lappato" presente en nuestras colecciones más exclusivas.

Cada pieza de nuestro porcelánico lappato brilla con un esplendor cautivador, capturando la luz de manera exquisita y realzando los detalles. Al mismo tiempo, su textura suave y sedosa ofrece una experiencia táctil agradable y sutil.

Step into a new dimension of elegance with our "Lappato" effect present in our most exclusive collections.

Each piece of our lappato porcelain shines with captivating splendor, capturing light exquisitely and enhancing details. At the same time, its soft and silky texture offers a pleasant and subtle tactile experience.

Entrez dans une nouvelle dimension de l'élégance avec notre effet "Lappato" que l'on retrouve dans nos collections les plus exclusives.

Chaque pièce de notre porcelaine Lappato brille d'une splendeur captivante, captant la lumière de manière exquise et mettant en valeur les détails. En même temps, sa texture douce et soyeuse offre une expérience tactile agréable et subtile.

BARNABY 




60X120 RECT  
23.6"X47.2"

BARNABY LAPPATO WHITE P561



100X100 RECT  
40"X40"

BARNABY LAPPATO WHITE P556



MALLA.  
BARNABY LAPPATO WHITE P269

30X30 CM / 12"X12"




HEXÁGONO.  
BARNABY LAPPATO WHITE P271

28,3X26,5 CM / 11,1"X10,4"



ORNAS.  
BARNABY LAPPATO WHITE P277

29,8X28,6CM / 11,7"X11,3"



BARNABY  
COLLECTION



Floor:  
BARNABY LAPPATO WHITE 100X100 RECT

Complete collection:





LAPPATO  
EFFECT

· Redefining Elegance ·



100X100 RECT  
40"X40"

MADOX LAPPATO BLANCO P556  
MADOX LAPPATO GRIS P556  
MADOX LAPPATO ANTRACITA P556  
MADOX LAPPATO ARENA P556



60X120 RECT  
23.6"X47.2"

MADOX LAPPATO BLANCO P561  
MADOX LAPPATO GRIS P561  
MADOX LAPPATO ANTRACITA P561  
MADOX LAPPATO ARENA P561



60X120 RECT  
23.6"X47.2"

MADOX LAPPATO DAISY BLANCO P563  
MADOX LAPPATO DAISY GRIS P563  
MADOX LAPPATO DAISY ANTRACITA P563  
MADOX LAPPATO DAISY ARENA P563



MADOX  
COLLECTION



Pav. y Rev.  
Floor & Wall



Porcelánico  
Porcelain Tile



Antihielo  
Frost Resistant



Rectificado  
Rectified



Lappato  
Semipulido



12  
Slabs  
60x120



6  
Slabs  
Daisy 60x120



Floor:  
BARNABY LAPPATO ANTRACITA 60X120 RECT

Your  
Virtual Experience  
starts here...

Through this 360° virtual tour you can  
discover every detail of our  
novelties.


Look for this icon in the catalog...



360 Virtual Tour:



Complete collection:



# MADOX

COLLECTION

60X120 RECTIFIED PORCELAIN TILES  
PORCELÁNICO RECTIFICADO · RECTIFIÉ GRÈS CERÁME



MADOX LAPPATO DAISY BLANCO P563



MADOX LAPPATO DAISY GRIS P563



MADOX LAPPATO DAISY ANTRACITA P563



MADOX LAPPATO DAISY ARENA P563



Wall:  
MADOX LAPPATO DAISY GRIS 60X120 RECT  
MADOX LAPPATO GRIS / ANTRACITA 60X120 RECT  
Floor:  
MADOX LAPPATO GRIS 60X120 RECT



# ATELIER ELEGANCE

30x90 PASTA BLANCA RECTIFICADA · RECTIFIED WHITE BODY · PÂTE BLANCHE RECTIFIÉ

-   
Revestimiento  
Wall Tiles
-   
Mate  
Matt
-   
Relieve  
Relief
-   
Substantial  
Variation
-   
Rectificado  
Rectified
-   
Slabs  
30x90



ATELIER ELEGANCE BEIGE  
30X90 // W325



ATELIER ELEGANCE TAUPE  
30X90 // W325



ATELIER ELEGANCE GRIS  
30X90 // W325

cerámicas · Cersaie 2023

Wall:  
ATELIER ELEGANCE BEIGE 30X90 RECT  
Floor:  
ATELIER BEIGE 25X150 RECT

Your  
**Virtual Experience**  
starts here...

Through this 360° virtual tour you can  
discover every detail of our  
novelties.  
Look for this icon in the catalog...



360 Virtual Tour:



Complete collection:






# TEMPO

COLLECTION

**100X100 · 60X60 RECTIFIED PORCELAIN TILES ANTISLIP**  
 PORCELÁNICO RECTIFICADO ANTIDESLIZANTE · RECTIFIÉ GRÈS CERÁME ANTIDÉRAPANT


**45X45 GRES FLOOR TILES**  
 PAVIMENTO DE GRES · GRÈS ÉMAILLE

- Pav. y Rev. Floor&Wall
- Mate Matt
- Porcelánico Porcelain Tile
- Antihielo Frost Resistant
- Rectificado Rectified
- Moderate Variation
- Antideslizante Antislip
- Slabs 100X100
- Slabs 60X60



100X100 RECT  
 40"X40"

TEMPO ANTISLIP ASH P553  
 TEMPO ANTISLIP NATURE P553  
 TEMPO ANTISLIP COTTON P553



60X60 RECT  
 23.6"X23.6"

TEMPO ANTISLIP ASH P100  
 TEMPO ANTISLIP NATURE P100  
 TEMPO ANTISLIP COTTON P100



45x45  
 18"X23.6"

TEMPO ASH F25  
 TEMPO NATURE F25  
 TEMPO COTTON F25

Gres Floor Tiles



COTTON



NATURE



ASH

Complete collection:



# KITAI

COLLECTION

**20X60 GRES FLOOR TILES**  
 PAVIMENTO DE GRES · GRÈS ÉMAILLE

- Pav. y Rev. Floor&Wall
- Mate Matt
- Moderate Variation



KITAI GRIS P572



KITAI BEIGE P572



KITAI TEKA P572

# ANDIRA

COLLECTION

**20X60 GRES FLOOR TILES**  
 PAVIMENTO GRES

- Pav. y Rev. Floor&Wall
- Mate Matt
- Moderate Variation



ANDIRA GRIS P572

# PACKING

| FORMATO<br>SIZE | CAJAS/PALLET<br>BOXES/PALLET                        | PIEZAS/CAJA<br>PIECES/BOX | KG/CAJA<br>KG/BOX | KG/PALLET<br>KG/PALLET | M <sup>2</sup> /CAJA<br>M <sup>2</sup> /BOX | M <sup>2</sup> /PALLET<br>M <sup>2</sup> /PALLET | CONT. 21.5 TONS       |          |           | CONT. 24 TONS         |          |           | CONT. 26 TONS         |          |           | CONT. 28 TONS         |          |           | ESPESOR (mm)<br>THICKNESS |     |
|-----------------|---|---------------------------|-------------------|------------------------|---|--|-----------------------|----------|-----------|-----------------------|----------|-----------|-----------------------|----------|-----------|-----------------------|----------|-----------|---------------------------|-----|
|                 |   |                           |                   |                        |   |  | M <sup>2</sup> /CONT. | PALLETS  | KGS./CONT | M <sup>2</sup> /CONT. | PALLETS  | KGS./CONT | M <sup>2</sup> /CONT. | PALLETS  | KGS./CONT | M <sup>2</sup> /CONT. | PALLETS  | KGS./CONT |                           |     |
| WALL TILES      | 20x60 Europallet (ET)                               | 64                        | 9                 | 14,90                  | 974   | 1,08   | 69,12                 | 1.313,28 | 19        | 18.506,00             | 1.451,52 | 21        | 20.454,00             | 1.520,64 | 22        | 21.428,00             | 1.520,64 | 22        | 21.428,00                 | 8,8 |
|                 | 30x90 RECT. Pasta Blanca BASE<br>Europalet ( ET)    | 64                        | 5                 | -                      | 1.240                                       | 1,35   | 86,40                 | 1.468,80 | 17        | 21.080,00             | 1.641,60 | 19        | 23.560,00             | 1.728,00 | 20        | 24.800,00             | 1.900,80 | 22        | 27.280,00                 | 8   |
|                 | 30x90 RECT. Pasta Blanca RELIEVE<br>Europalet ( ET) | 64                        | 4                 | 19,00                  | 1.239                                       | 1,08   | 69,12                 | 1.175,04 | 17        | 21.063,00             | 1.244,16 | 18        | 22.302,00             | 1.451,52 | 21        | 26.019,00             | 1.520,64 | 22        | 27.258,00                 | 10  |
| GRES            | 45x45 Europalet (ET)                                | 52                        | 8                 | 28,03                  | 1.477                                       | 1,62   | 84,24                 | 1.263,60 | 15        | 22.160,28             | 1.347,84 | 16        | 23.637,63             | 1.432,08 | 17        | 25.114,98             | 1.516,32 | 18        | 26.592,34                 | 8,7 |
| PORCELAIN       | 15.3x58.9 Europalet (ET)                            | 60                        | 19                | 26,61                  | 1.616                                       | 1,71   | 102,60                | 1.333,80 | 13        | 21.013,93             | 1.436,40 | 14        | 22.630,38             | 1.641,60 | 16        | 25.863,30             | 1.744,20 | 17        | 27.479,75                 | 7,5 |
|                 | 23.3x120 Europalet (ET)                             | 42                        | 6                 | 30,91                  | 1.318                                       | 1,68   | 70,56                 | 1.128,96 | 16        | 21.092,86             | 1.270,08 | 18        | 23.729,47             | 1.340,64 | 19        | 25.047,78             | 1.481,76 | 21        | 27.684,38                 | 8,7 |
|                 | 22.5x119.5 RECT ET                                  | 42                        | 6                 | 30,83                  | 1.315                                       | 1,61   | 67,62                 | 1.081,92 | 16        | 21.040,00             | 1.217,16 | 18        | 23.670,00             | 1.284,78 | 19        | 24.985,00             | 1.284,78 | 19        | 24.985,00                 | 8,7 |
|                 | 24x88 Europalet (PT 94x123)                         | 63                        | 6                 | 24,00                  | 1.532                                       | 1,27   | 80,01                 | 1.117,62 | 14        | 21.448,00             | 1.277,11 | 15        | 22.980,00             | 1.357,11 | 17        | 26.044,00             | 1.516,77 | 18        | 27.576,00                 | 8,5 |
|                 | 25x150 (PT 85x156)                                  | 42                        | 3                 | 25,95                  | 1.110                                       | 1,13   | 47,46                 | 901,74   | 19        | 21.090,00             | 996,66   | 21        | 23.310,00             | 996,66   | 21        | 23.310,00             | 996,66   | 21        | 23.310,00                 | 9,5 |
|                 | 30x60 Europalet ( ET)                               | 60                        | 8                 | 25,20                  | 1.532                                       | 1,44   | 86,40                 | 1.123,20 | 13        | 19.916,00             | 1.296,00 | 15        | 22.980,00             | 1.382,40 | 16        | 24.512,00             | 1.468,80 | 17        | 26.044,00                 | 8   |
|                 | 30x60 RECT Europalet ( ETH)                         | 72                        | 6                 | 21,06                  | 1.536                                       | 1,08   | 77,76                 | 1.010,88 | 13        | 19.968,00             | 1.166,40 | 15        | 23.040,00             | 1.244,16 | 16        | 24.576,00             | 1.321,92 | 17        | 26.112,00                 | 9,5 |
|                 | 60.5x60.5 Europalet (ET)                            | 40                        | 4                 | 25,84                  | 1.054                                       | 1,46   | 58,40                 | 1.226,40 | 21        | 22.134,00             | 1.343,20 | 23        | 24.242,00             | 1.460,00 | 25        | 26.350,00             | 1.576,80 | 27        | 28.458,00                 | 8   |
|                 | 60X60 RECT. Europalet (ET)                          | 30                        | 4                 | 28,08                  | 862   | 1,44   | 43,20                 | 1.036,80 | 24        | 20.688,00             | 1.166,40 | 27        | 23.274,00             | 1.252,80 | 29        | 24.998,00             | 1.252,80 | 29        | 24.998,00                 | 9,5 |
|                 | 60X120 Palet (PT 84X120)                            | 32                        | 2                 | 30,34                  | 991   | 1,44   | 46,08                 | 921,60   | 20        | 19.820,00             | 1.059,84 | 23        | 22.793,00             | 1.152,00 | 25        | 24.775,00             | 1.198,08 | 26        | 25.766,00                 | 9,5 |
|                 | 100x100 ( PT 100x120)                               | 54                        | 1                 | 26,00                  | 1.240,00                                    | 1,00   | 54,00                 | 918,00   | 17        | 21.080,00             | 1.026,00 | 19        | 23.560,00             | 1.080,00 | 20        | 24.800,00             | 1.080,00 | 20        | 24.800,00                 | 9,5 |
|                 | 120x120 (PT 136x122)                                | 36                        | 1                 | 34,24                  | 1.253                                       | 1,44   | 51,84                 | 622,08   | 12        | 15.036,00             | 622,08   | 12        | 15.036,00             | 622,08   | 12        | 15.036,00             | 622,08   | 12        | 15.036,00                 | 9,5 |
|                 | 75x150 RECT ( PT 92x156)                            | 40                        | 1                 | 25,71                  | 1.049                                       | 1,12   | 44,80                 | 806,40   | 18        | 18.882,00             | 806,40   | 18        | 18.882,00             | 806,40   | 18        | 18.882,00             | 806,40   | 18        | 18.882,00                 | 9,5 |

# MOSAICS

| Tipo Mosaico                       | MURETO                       | MOSAICO 5X5                  | HEXÁGONO                     | ESCAMA                       | HQJA                         | PICKET / SQUIRCLE            | ORNAS                        |
|------------------------------------|------------------------------|------------------------------|------------------------------|------------------------------|------------------------------|------------------------------|------------------------------|
| Formato cm                         | 28,5x37,4                    | 30x30                        | 28,3x26,5                    | 28x29                        | 29x27,3                      | 29,7x29,7                    | 29,8x28,6                    |
| Tipo pallet                        | EUROPALET<br>SIMULADO 80X120 | EUROPALET<br>SIMULADO 80X120 | EUROPALET<br>SIMULADO 80X120 | EUROPALET<br>SIMULADO 80X120 | EUROPALET<br>SIMULADO 80X120 | EUROPALET<br>SIMULADO 80X120 | EUROPALET<br>SIMULADO 80X120 |
| m2/ caja                           | 0,75                         | 0,99                         | 0,82                         | 0,89                         | 0,87                         | 0,97                         | 0,94                         |
| Cajas pallet                       | 48                           | 36                           | 36                           | 36                           | 36                           | 36                           | 36                           |
| m2/pallet                          | 35,81                        | 35,64                        | 29,70                        | 32,16                        | 31,35                        | 34,92                        | 33,84                        |
| n° Cajas por altura<br>(por plano) | 6                            | 6                            | 6                            | 6                            | 6                            | 6                            | 6                            |
| Alturas                            | 8                            | 6                            | 6                            | 6                            | 6                            | 6                            | 6                            |
| Piezas caja                        | 7                            | 11                           | 11                           | 11                           | 11                           | 11                           | 11                           |
| Piezas pallet                      | 336                          | 396                          | 396                          | 396                          | 396                          | 396                          | 396                          |
| Peso medio caja kg                 | 15,3                         | 21                           | 17,5                         | 19                           | 19                           | 20,5                         | 19,8                         |
| Peso medio Pallet kg               | 734,4                        | 756                          | 630                          | 684                          | 684                          | 738                          | 712,8                        |

LA REPRODUCCIÓN DE LOS COLORES ES APROXIMADA.  
HALCÓN CERÁMICAS SE RESERVA EL DERECHO DE ALTERAR O MODIFICAR LOS PRODUCTOS AQUÍ RELACIONADOS.  
DEBIDO A LAS DIFERENCIAS EN LA PRODUCCIÓN DE LA MATERIA PRIMA Y LAS TEMPERATURAS DE COCCIÓN ENTRE REVESTIMIENTOS Y PAVIMENTOS, GRUPO HALCÓN NO PUEDE GARANTIZAR EL MISMO TONO ENTRE REVESTIMIENTOS Y PAVIMENTOS DE LA MISMA SERIE.  
HALCÓN CERÁMICAS NO ACEPTA RECLAMACIONES DE TONOS ENTRE COMBINACIONES DE REVESTIMIENTOS Y PAVIMENTOS.  
THE PRODUCTION OF THE COLOURS IS APPROXIMATE.

GRUPO HALCÓN RESERVES THE RIGHT TO ALTER OF AMEND THE PRODUCTS HERE STATED  
DUE TO THE DIFFERENCE MANUFACTURING, RAW MATERIALS AND FIRING PROCESS BETWEEN FLOOR TILES AND WALL TILES, GRUPO HALCÓN CANNOT GUARANTEE THE SAME SHADE BETWEEN THESE TWO PRODUCTS AND WILL NOT ACCEPT ANY CLAIMS FOR SHADE DIFFERENCES BETWEEN FLOOR/WALL COMBINATIONS.

LA REPRODUCTION DES COULEURS EST APPROXIMATIVE.  
GRUPO HALCÓN SE RÉSERVE LE DROIT DE CHANGER OU DE MODIFIER LES PRODUITS ÉNUMÉRÉS ICI.  
EN RAISON DES DIFFÉRENCES DE PRODUCTION DES MATIÈRES PREMIÈRES ET DES TEMPÉRATURES DE CUISSON ENTRE LE REVETEMENTS DE MUR ET SOL, GRUPO HALCÓN NE PEUT GARANTIR LA MÊME NUANCE ENTRE FAÏENCE ET SOL D'UNE MÊME SÉRIE.  
GRUPO HALCÓN N'ACCEPTÉ PAS LES RECLAMATIONS DE NUANCES ENTRE LES COMBINAISONS DE CARREAUX DE MUR ET DE SOL.

**HALCÓN**  
CERÁMICAS

Live your tiles   
www.halconceramicas.com



## Simbología

Symbols · Symboles



Pav y Rev  
Floor & Wall



Pavimento  
Floor tiles



Revestimiento  
Wall tiles



Porcelánico  
Porcelain Tile



Anthielo  
Frost Resistant



Antideslizante  
Antislip



Relieve  
Relief



Rectificado  
Rectified



Mate  
Matt



Pulido  
Polished



Tinta Brillo  
Shine Ink Effect



Lappato  
Sempulido



Aged  
Finish



Evolution  
Finish



Slight  
Variation



Moderate  
Variation



Substantial  
Variation

**HALCON**  
CERAMICAS

Live your tiles

[www.halconceramicas.com](http://www.halconceramicas.com)

